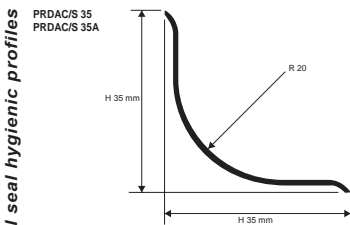


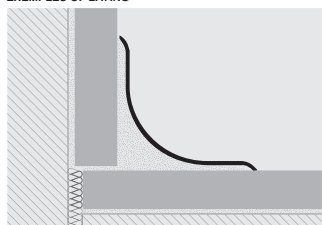
PROROUND

POLISHED AND SATINED
STAINLESS STEEL AISI 304/1.4301-V2A

PROROUND is a hygienic joint applied between existing floors and abutting surfaces. Compulsory for compliance with national health regulations and European directives in public environments. It facilitates the cleaning of inside corners, is easy to lay with self-adhesive silicone and resists detergents and solvents. Made in AISI 304/1.4301-V2A stainless steel, it is resistant to all products. Recommended for butchers', hospitals and chemical laboratories. The prewelded inside, outside and three-way corner linking elements facilitate faultless laying.



EXAMPLES OF LAYING



POLISHED STAINLESS STEEL AISI 304/1.4301-V2A with protective film - 35 x 35 mm - bar length 2,7 LM - packaging 20 Pcs - 54 LM

Article	H mm		
PRDAC 35	35		
PRDAC 35A (with adhesive)	35		



SATINED STAINLESS STEEL AISI 304/1.4301-V2A with protective film 35 x 35 mm - bar length 2,7 LM - packaging 20 Pcs - 54 LM

Article	H mm		
PRDAC S 35	35		
PRDAC S 35A (with adhesive)	35		

COLOURS



AC - Polished stainless steel
AISI 304/1.4301-V2A



ACS - Satinized stainless steel
AISI 304/1.4301-V2A

(for a precise assessment of colours and finishes, see the relative enclosed sheet)


LAYING INSTRUCTIONS

1. Choose the suitable PROROUND for covering the inside corner of the wall covering/floor. 2. Clean the surface on which the profile is to be laid, ensuring that it is grease-free and dry. Application is recommended at a temperature of at least 15°. 3. Remove the protective paper from the adhesive and lay correctly by applying pressure evenly over the whole profile without using a hammer. 4. Use the inside, outside and three-way corner linking elements in the corners.

SUITABLE FOR USE IN CONTACT WITH FOODSTUFFS

PREWELDED JOINTS without gaps

POLISHED and SATINED STAINLESS STEEL



POLISHED STAINLESS STEEL AISI 304/1.4301 - Pack. 10 Pcs

Article	L mm		
PRDI (inside)	100		
PRDE (outside)	100		
PRTE (three-way)	80		

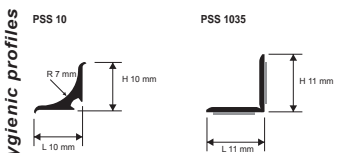
SATINED STAINLESS STEEL AISI 304/1.4301 - Pack. 10 Pcs

Article	L mm		
PRDIS (inside)	100		
PRDES (outside)	100		
PRTES (three-way)	80		

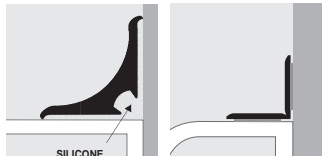
PROSANI STRIP & KIT

FLEXIBLE NON - TOXIC
WHITE VINYL RESIN

PROSANI STRIP is a flexible hygienic profile used to protect and finish the joint between wall coverings and sanitary ware, bathtubs and hydromassage baths, shower trays, kitchen worktops, etc. **PROSANI STRIP** prevents infiltration of water and gradual deterioration of silicone fillers, since it is 100% waterproof. **PROSANI STRIP** is applied at the time of installation. Two rolls of double-sided adhesive are supplied for application on the upper surface. The internal circular hollow helps the silicone inserted in the corner to increase adherence.



EXAMPLES AND INSTRUCTIONS FOR LAYING METHODS



1. Unroll the profile and cut off the required length. 2. Apply a thread of fast-setting silicone in the corner between the wall covering and the sanitary ware (PSS 10). 3. Lay the profile, press until it is buried in the silicone and keep pressing as long as possible until the silicone starts setting. 4. Add silicone on the open sides to ensure perfect fixing of the whole profile.



FLEXIBLE WHITE VINYL RESIN
roll 25 LM

Article	LxH mm		
PSS 10	10 x 10		



COLOURS



01 - White

(for a precise assessment of colours and finishes, see the relative enclosed sheet)

PROSANI STRIP KIT ROLL - WHITE
roll 3,5 LM

Article	LxH mm		
PSS 1035	11 x 11		