

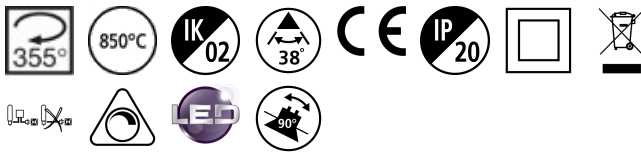
## Start Track Spot Large DALI

START Track Spot L DALI 4450lm 930 MB BLK  
0004945



### Product features

- Spotlight for track mounting, decorative heat sink, black (RAL 9005) housing, 4448 Lm, 57 W, 78 Lm/W, 3000 K, drive current: 1400 mA, CRI 90, 38° beam angle, DALI dimmable, IP20, IK02, 50000 hrs, (H x W) 240 x 164 mm.



### PRODUCT OVERVIEW

IPC Code	0004945
Product name	START Track Spot L DALI 4450lm 930 MB BLK
Technology	LED
Housing	ADC12 Aluminium
Mount	Global Trac Pulse
Fixture rating	Enclosed
General application	Retail
Certifications	EUNEW010
ETIM Class	EC001744
E-number FI	4274479
E-number SE	7426210
Fixture luminous flux (lm)	4448
Luminaire efficacy (lm/W)	78
LOR (%)	100
Colour temperature (K)	3000
CRI (Ra)	90
Colour Variation Initial (SDCM)	3
Beam Angle (°)	38
Photobiological Risk Group	RG01
Total power consumption (W)	57
Electrical protection	Class II
Control gear type	DALI
Control gear mounting	Integral
Dimmable	Yes
Minimum dimming level (%)	1
LED Flickering Rate	Ultra low (5% or less)
Average life (Nominal) (h)	50000
Housing colour	Texture Blk Polyester - Ral 9005
IP rating	IP20
IK rating	IK02
Product EAN number	5410288049458
Lamps	No
Included lamp	Integrated LED

## Start Track Spot Large DALI

*START Track Spot L DALI 4450lm 930 MB BLK*  
0004945

### DATA TABLE

#### General data

IPC Code	0004945
Product name	START Track Spot L DALI 4450lm 930 MB BLK
Technology	LED
Housing	ADC12 Aluminium
Mount	Global Trac Pulse
Fixture rating	Enclosed
General application	Retail
Operating temperature range (°C)	0 to +25
Certifications	EUNEW010
ETIM Class	EC001744
E-number FI	4274479
E-number SE	7426210

#### Optical data

Fixture luminous flux (lm)	4448
Luminaire efficacy (lm/W)	78
LOR (%)	100
Colour temperature (K)	3000
CRI (Ra)	90
Colour Variation Initial (SDCM)	3
Beam Angle (°)	38
Distribution type	Medium Beam
Photobiological Risk Group	RG01

#### Electrical data

Total power consumption (W)	57
Current (A)	0.23
Mains voltage (V)	230-240V~
Lamp power factor	0.95
Electrical protection	Class II
Control gear required	Yes
Control gear type	DALI
Control gear mounting	Integral
Dimmable	Yes
Minimum dimming level (%)	1
Drive current (mA)	1400
Inrush Current (A)	30
Inrush Duration (µs)	200
Glow Wire Test (°C)	850
Nominal Frequency (Hz)	50/60Hz
LED Flickering Rate	Ultra low (5% or less)
Max. Luminaires per 10A C Breaker	12
Max. Luminaires per 16A C Breaker	20
Max. Luminaires per 10A B Breaker	12
Max. Luminaires per 16A B Breaker	20

## Start Track Spot Large DALI

START Track Spot L DALI 4450lm 930 MB BLK  
0004945

### Lifetime data

Lumen maintenance - L70 B50	50000
Lumen maintenance - L70 B20	50000
Lumen maintenance - L70 B10	50000
Lumen maintenance - L80 B50	50000
Lumen maintenance - L80 B20	50000
Lumen maintenance - L80 B10	50000
Lumen maintenance - L90 B50	50000
Lumen maintenance - L90 B20	50000
Lumen maintenance - L90 B10	50000
Average life (Nominal) (h)	50000

### Physical data

Vertical Tilt (°)	90
Horizontal rotation (°)	355
Housing colour	Texture Blk Polyester - Ral 9005
IP rating	IP20
IK rating	IK02
Diffuser finish	Clear
Diffuser material	Polycarbonate
Reflector finish	Faceted
Nominal Product Width (mm)	164
Nominal Product Height (mm)	240
Weight (kg)	1.398

### Packaging

Single packaging type	Carton
Product EAN number	5410288049458
Packaging single length / height (cm)	25.0
Packaging single width (cm)	19.5
Packaging single depth (cm)	20.0
DUN14 (outer)	05410288049458
Units per outer package	1
Packaging outer length / height (cm)	25.0
Packaging outer width (cm)	19.5
Packaging outer depth (cm)	20.0

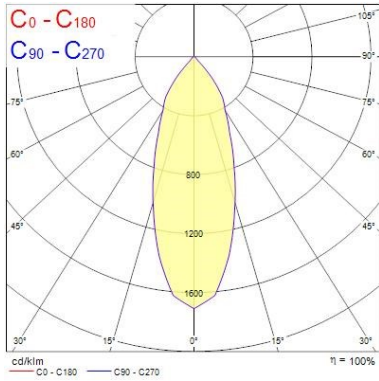
### Safety data

Dry applications use only	Yes
---------------------------	-----

## PHOTOMETRY

## Start Track Spot Large DALI

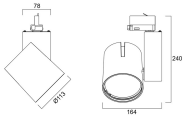
START Track Spot L DALI 4450lm 930 MB BLK  
0004945



0.5	0.34	E(0°) E(C0)	15.8°	30400 12965
1.0	0.68	E(0°) E(C0)	15.8°	7600 3241
1.5	1.02	E(0°) E(C0)	15.8°	3370 1441
2.0	1.36	E(0°) E(C0)	15.8°	1900 810
2.5	1.70	E(0°) E(C0)	15.8°	1218 519
3.0	2.04	E(0°) E(C0)	15.8°	844 360

Distance [m]      Cone diameter [m]      Illuminance [lx]  
C0 - C180 (Half beam angle: 37.6°)

### TECHNICAL DRAWINGS



**SYLVANIA** 0004945


This luminaire contains built in LED lamps.

The lamps cannot be changed in the luminaire.

874/2012


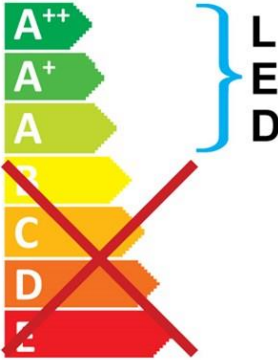
## Start Track Spot Large DALI

START Track Spot L DALI 4450lm 930 MB BLK  
0004945



This luminaire contains built in LED lamps.

The lamps cannot be changed in the luminaire.



**SYLVANIA** 0004945 874/2012