

Start Waterproof LED

START WATERPROOF LED 1565MM SINGLE 4000K

0047874



Product features

- Weather resistant LED Luminaire, 1565MM with Single Lamp, 40W at 4000K, 111lm/W. UV stabilised polycarbonate cover with specially designed opal lens - softens and control the light whilst optimising output. No yellow staining. Highly efficient electronic driver included as standard. Smooth body finish, easy to handle. Minimal maintenance with no replacement of lamps . Through wiring achievable. IP65 rating and IK08 body durable for harsh locations. Professionally finished with Stainless Steel brackets. Suspension compatible.



PRODUCT OVERVIEW

IPC Code	0047874
Product name	START WATERPROOF LED 1565MM SINGLE 4000K
Technology	LED
Housing	Polycarbonate
Mount	Surface or Suspended (with accessory 0045600)
Fixture rating	Enclosed
Environment	Internal/External with protection
General application	Logistics & Industry
Certifications	EUNEW009
ETIM Class	EC000109
E-number FI	4306902
E-number SE	7212790
Fixture luminous flux (lm)	4450
Luminaire efficacy (lm/W)	111
LOR (%)	100
Colour temperature (K)	4000
Light colour	Neutral White
CRI (Ra)	80
Colour Variation Initial (SDCM)	6
Beam Angle (°)	120
Glare control	24.7
Photobiological Risk Group	RG0
Total power consumption (W)	40
Electrical protection	Class I
Control gear type	Electronic (constant current)
Dimmable	No
LED Flickering Rate	Ultra low (5% or less)
Average life (Nominal) (h)	50000
Housing colour	Grey
IP rating	IP65
IK rating	IK08
Product EAN number	5410288478746
Lamps	Yes
Included lamp	INTEGRATED LED

Start Waterproof LED

START WATERPROOF LED 1565MM SINGLE 4000K

0047874

DATA TABLE

General data

IPC Code	0047874
Product name	START WATERPROOF LED 1565MM SINGLE 4000K
Technology	LED
Housing	Polycarbonate
Mount	Surface or Suspended (with accessory 0045600)
Fixture rating	Enclosed
Environment	Internal/External with protection
General application	Logistics & Industry
Operating temperature range (°C)	-30 to +40
Certifications	EUNEW009
ETIM Class	EC000109
E-number FI	4306902
E-number SE	7212790

Optical data

Fixture luminous flux (lm)	4450
Luminaire efficacy (lm/W)	111
LOR (%)	100
Colour temperature (K)	4000
Light colour	Neutral White
CRI (Ra)	80
Colour Variation Initial (SDCM)	6
Adjustable chromaticity	N
Beam Angle (°)	120
Distribution type	Direct
Glare control	24.7
Photobiological Risk Group	RG0

Electrical data

Total power consumption (W)	40
Mains voltage (V)	220-240V~
Lamp power factor	0.9
Electrical protection	Class I
Control gear type	Electronic (constant current)
Dimmable	No
Drive current (mA)	1000
Inrush Current (A)	5.52
Inrush Duration (µs)	107
Glow Wire Test (°C)	850
Nominal Frequency (Hz)	50/60Hz
LED Flickering Rate	Ultra low (5% or less)
Max. Luminaires per 10A C Breaker	20
Max. Luminaires per 16A C Breaker	51
Max. Luminaires per 20A C Breaker	62
Max. Luminaires per 16A B Breaker	45

Start Waterproof LED

START WATERPROOF LED 1565MM SINGLE 4000K
0047874

Max. Luminaires per 20A B Breaker	57
-----------------------------------	----

Lifetime data

Average life (Nominal) (h)	50000
----------------------------	-------

Physical data

Housing colour	Grey
IP rating	IP65
IK rating	IK08
Diffuser finish	Clear
Diffuser material	Polycarbonate
Nominal Product Length (mm)	1565
Nominal Product Width (mm)	83
Nominal Product Height (mm)	91
Weight (kg)	1.862

Packaging

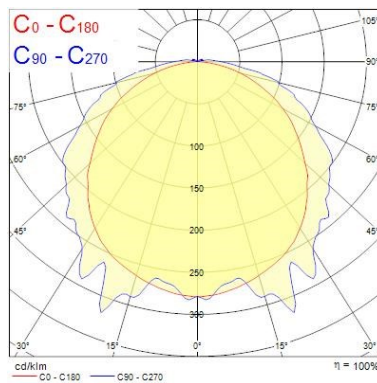
Single packaging type	Mix blister(20% carton, 80% pl)
Product EAN number	5410288478746
Packaging single length / height (cm)	156.5
Packaging single width (cm)	8.6
Packaging single depth (cm)	9.5
DUN14 (outer)	05410288478746
Units per outer package	1
Packaging outer length / height (cm)	156.5
Packaging outer width (cm)	8.6
Packaging outer depth (cm)	9.5

PHOTOMETRY

0.5	1.81 1.44	E(0°) E(C90) E(C0)	4968 322 460
1.0	3.62 2.88	E(0°) E(C90) E(C0)	1242 80 116
1.5	5.43 4.32	E(0°) E(C90) E(C0)	552 36 51
2.0	7.25 5.76	E(0°) E(C90) E(C0)	311 20 29
2.5	9.06 7.19	E(0°) E(C90) E(C0)	199 13 19
3.0	10.87 8.63	E(0°) E(C90) E(C0)	138 9 13

Distance [m] Cone diameter [m] Illuminance [lx]

— C0 - C180 (Half beam angle: 110.4°)
— C90 - C270 (Half beam angle: 122.2°)




TECHNICAL DRAWINGS

Start Waterproof LED

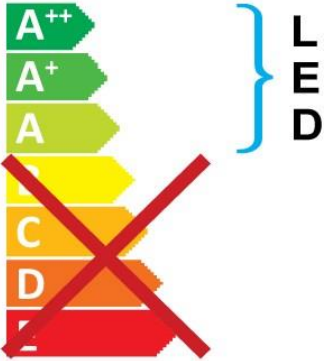
START WATERPROOF LED 1565MM SINGLE 4000K
0047874

	W	L	H	F
Version	L	W	H	F
Single	662	83	91	360
Two	662	122	91	360
Single	1285	83	91	855
Two	1285	122	91	855
Single	1565	83	91	855
Two	1565	122	91	855


SYLVANIA 0047874




This luminaire contains built in LED lamps.

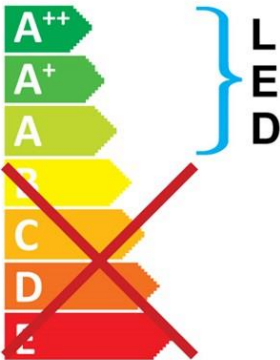


The lamps cannot be changed in the luminaire.


874/2012 



This luminaire contains built in LED lamps.



The lamps cannot be changed in the luminaire.

SYLVANIA 0047874  874/2012



Start Waterproof LED

START WATERPROOF LED 1565MM SINGLE 4000K

0047874
