

Start Tubular - Electronic

Start Tubular IP66 149 EB 840

0042342



PRODUCT OVERVIEW

IPC Code	0042342
Product name	Start Tubular IP66 149 EB 840
Technology	Fluorescent
Housing	Polycarbonate
Environment	Interior
General application	Hospitality, Logistics & Industry
Certifications	00
ETIM Class	EC000109
Fixture luminous flux (lm)	3686
Luminaire efficacy (lm/W)	80
LOR (%)	88
Colour temperature (K)	4000
Light colour	Neutral White
Total power consumption (W)	46
Electrical protection	Class I
Control gear type	Electronic
Housing colour	RAL9016
IP rating	IP66
IK rating	IK08
Product EAN number	5410288423425
Included lamp	0002777

DATA TABLE

General data

IPC Code	0042342
Product name	Start Tubular IP66 149 EB 840
Technology	Fluorescent
Housing	Polycarbonate
Environment	Interior
General application	Hospitality, Logistics & Industry
Operating temperature range (°C)	0 to +25
Certifications	00
ETIM Class	EC000109

Start Tubular - Electronic

Start Tubular IP66 149 EB 840

0042342

Optical data

Fixture luminous flux (lm)	3686
Luminaire efficacy (lm/W)	80
LOR (%)	88
Colour temperature (K)	4000
Light colour	Neutral White
Adjustable chromaticity	N
Distribution type	Direct

Electrical data

Total power consumption (W)	46
Mains voltage (V)	220-240V~
Electrical protection	Class I
Control gear type	Electronic
Transformer required	Yes
Glow Wire Test (°C)	850
Lamp Energy Label (class)	A+
Nominal Frequency (Hz)	50/60Hz

Physical data

Housing colour	RAL9016
IP rating	IP66
IK rating	IK08
Diffuser finish	Clear
Diffuser material	Polycarbonate
Reflector finish	White
Nominal Product Length (mm)	1578
Nominal Product Width (mm)	118
Nominal Product Height (mm)	119
Weight (kg)	2.6

Packaging

Single packaging type	Carton
Product EAN number	5410288423425
Packaging single length / height (cm)	160.0
Packaging single width (cm)	13.0
Packaging single depth (cm)	13.0
DUN14 (outer)	05410288423425
Units per outer package	1
Packaging outer length / height (cm)	160.0
Packaging outer width (cm)	13.0
Packaging outer depth (cm)	13.0


PHOTOMETRY

Start Tubular - Electronic

Start Tubular IP66 149 EB 840

0042342

SYLVANIA 0042342



This luminaire is compatible with bulbs of the energy classes:

A⁺⁺

A⁺

A


B

C


D


E

}



This luminaire is sold with a bulb of the energy class:

874/2012 



This luminaire is compatible with bulbs of the energy classes:

A⁺⁺

A⁺

A


B

C

D

E

}



This luminaire is sold with a bulb of the energy class:

SYLVANIA 0042342 874/2012 