

Colossal LED - 450mm

COLOSSAL 450 MM 3000K DALI
4061171



Product features

- Large 450 mm diameter circular architectural luminaire, can be surface mounted or suspended, aluminium housing with polycarbonate opal diffuser, 3924 lm, 31 W, 126 lm/W, 3000K, CRI 80, 50,000 hours, Drive current: 700mA, DALI dimmable, IP40, IK03, Class 1, 220-240V, Energy class A++



PRODUCT OVERVIEW

IPC Code	4061171
Product name	COLOSSAL 450 MM 3000K DALI
Technology	LED
General application	Hospitality, Office
Certifications	EUNEW009
ETIM Class	EC002892
E-number FI	4276880
Fixture luminous flux (lm)	3924
Luminaire efficacy (lm/W)	127
Colour temperature (K)	3000
Light colour	Warm White
CRI (Ra)	80
Photobiological Risk Group	RG0
Total power consumption (W)	31
Electrical protection	Class I
IP rating	IP40
IK rating	IK03
Product EAN number	5026524611718
Lamps	Yes
Included lamp	INTEGRATED LED

DATA TABLE

General data

IPC Code	4061171
Product name	COLOSSAL 450 MM 3000K DALI
Technology	LED
General application	Hospitality, Office
Certifications	EUNEW009
ETIM Class	EC002892
E-number FI	4276880

Optical data

Fixture luminous flux (lm)	3924
----------------------------	------

Colossal LED - 450mm

COLOSSAL 450 MM 3000K DALI
4061171

Luminaire efficacy (lm/W)	127
Colour temperature (K)	3000
Light colour	Warm White
CRI (Ra)	80
Photobiological Risk Group	RG0

Electrical data

Total power consumption (W)	31
Mains voltage (V)	220-240V~
Electrical protection	Class I
Drive current (mA)	700
Nominal Frequency (Hz)	50/60Hz

Lifetime data

Lumen maintenance - L70 B50	60000
Lumen maintenance - L80 B20	50000

Physical data

IP rating	IP40
IK rating	IK03
Nominal Product Width (mm)	450
Nominal Product Height (mm)	70
Weight (kg)	4.1

Packaging

Single packaging type	Carton
Product EAN number	5026524611718
Packaging single length / height (cm)	46.0
Packaging single width (cm)	46.0
Packaging single depth (cm)	14.0
DUN14 (outer)	05026524611718
Units per outer package	1
Packaging outer length / height (cm)	46.0
Packaging outer width (cm)	46.0
Packaging outer depth (cm)	14.0

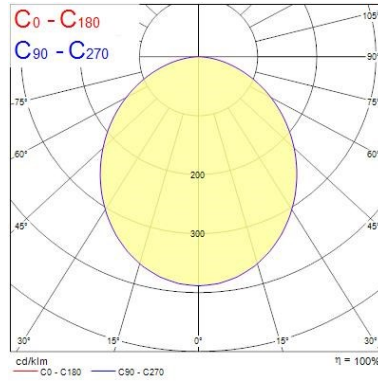
PHOTOMETRY

Colossal LED - 450mm COLOSSAL 450 MM 3000K DALI 4061171

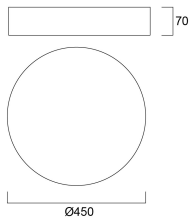
0.5	1.25	E(0°) E(C0)	91.3°	6921 713
1.0	2.50	E(0°) E(C0)	91.3°	1486 179
1.5	3.74	E(0°) E(C0)	91.3°	647 79
2.0	4.99	E(0°) E(C0)	91.3°	364 45
2.5	6.24	E(0°) E(C0)	91.3°	233 29
3.0	7.49	E(0°) E(C0)	91.3°	162 20

Distance [m] Cone diameter [m] Illuminance [lx]

— C0 - C180 (Half beam angle: 102.6°)





TECHNICAL DRAWINGS




Colossal LED - 450mm COLOSSAL 450 MM 3000K DALI 4061171


Concord 4061171


 This luminaire contains built in LED lamps

 } LED


The lamps cannot be changed in the luminaire

874/2012 

 This luminaire contains built in LED lamps

 } LED

The lamps cannot be changed in the luminaire

Concord 4061171  874/2012