

SylSafe EXIT Mod

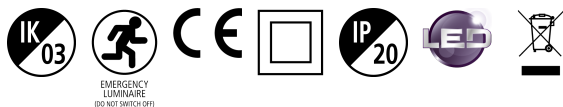
SylSafe Exit-Mod EX V EMC MT MS

0041757



Product features

- SylSafe Exit-Mod EX V EMC MT MS is a ceiling mounted emergency exit sign. Comes with ISO7010 compliant legend pack. Arrows left, right, up, down and a blank sheet for single sided versions. EC legend pack is available as accessory. Viewing distance 26m. White housing colour. Maintained version for central battery systems. 1.8W, IK03, IP20. Power Factor 0.49. Class II electrical construction.



PRODUCT OVERVIEW

IPC Code	0041757
Product name	SylSafe Exit-Mod EX V EMC MT MS
Technology	LED
Type	LED
Mount	Ceiling mounted
General application	Office,Hospitality,Retail,Museums & Galleries,Education,Logistics & Industry,
Certifications	EUNEW002
ETIM Class	EC001957
Fixture luminous flux (lm)	-
Luminaire efficacy (lm/W)	0
Photobiological Risk Group	-
Total power consumption (W)	1.8
Electrical protection	Class II
Control gear type	Emergency
Average life (Nominal) (h)	35040
Housing colour	White
IP rating	IP20
IK rating	IK03
Product EAN number	5410288417578
Lamps	Yes
Included lamp	INTEGRATED LED

DATA TABLE

General data

IPC Code	0041757
Product name	SylSafe Exit-Mod EX V EMC MT MS
Technology	LED
Type	LED
Mount	Ceiling mounted
General application	Office,Hospitality,Retail,Museums & Galleries,Education,Logistics & Industry,
Certifications	EUNEW002

SylSafe EXIT Mod

SylSafe Exit-Mod EX V EMC MT MS

0041757

ETIM Class EC001957

Optical data

Fixture luminous flux (lm)	-
Luminaire efficacy (lm/W)	0
Photobiological Risk Group	-
Emergency duration (h)	3

Electrical data

Total power consumption (W)	1.8
Mains voltage (V)	230-240V~
Lamp power factor	0.49
Electrical protection	Class II
Control gear required	Yes
Control gear type	Emergency
Drive current (mA)	60
kWh per 1000 hours burning time	2
Nominal Frequency (Hz)	50/60Hz

Lifetime data

Average life (Nominal) (h)	35040
----------------------------	-------

Physical data

Housing colour	White
IP rating	IP20
IK rating	IK03
Nominal Product Length (mm)	300
Nominal Product Width (mm)	57
Nominal Product Height (mm)	253
Weight (kg)	0.866

Packaging

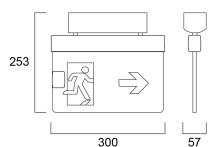
Single packaging type	Carton
Product EAN number	5410288417578
Packaging single length / height (cm)	31.0
Packaging single width (cm)	22.6
Packaging single depth (cm)	4.4
DUN14 (inner)	05410288417578
DUN14 (outer)	05410288417578

TECHNICAL DRAWINGS


SylSafe EXIT Mod

SylSafe Exit-Mod EX V EMC MT MS

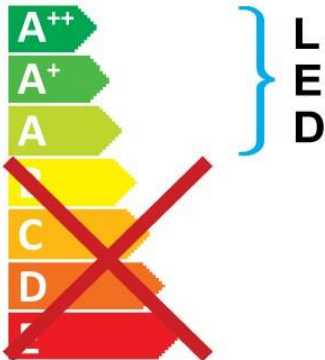
0041757




SYLVANIA 0041757



This luminaire contains built in LED lamps.



The lamps cannot be changed in the luminaire.

874/2012 

SylSafe EXIT Mod

SylSafe Exit-Mod EX V EMC MT MS

0041757

