

Optix Recessed 600x600 High Output

OPTIX RECESSED 600x600 3L HO 3000K WHITE

0044234



Product features

- OPTIX RECESSED 600x600 3L HO 3000K WHITE is a high efficacy low glare luminaire for office and education applications. Ceiling recessed 600x600 mm. White plastic low glare optics in 3 lines configuration. White RAL9016 fixture body. Constant current driver. 3000K Warm White LED, CRI>80, chromaticity tolerance of 3-step MacAdam ellipse. Luminous flux 4600lm. Power consumption 34W. Luminaire efficacy 135lm/W. Lumen maintenance of L90B50 > 72000h, L90B10 = 46000h. UGR<19, Luminance at 65°<3000 Cd/m², IK07, IP20. Photobiological safety risk group 1. Electrical protection Class I. Glow wire test 850°C.



PRODUCT OVERVIEW

IPC Code	0044234
Product name	OPTIX RECESSED 600x600 3L HO 3000K WHITE
Technology	LED (3 SDCM)
Housing	STEEL
Mount	Recessed
Fixture rating	Enclosed
General application	Office, Education,
Certifications	EUNEW008
ETIM Class	EC002892
E-number FI	4276570
Fixture luminous flux (lm)	4600
Luminaire efficacy (lm/W)	135
Colour temperature (K)	3000
CRI (Ra)	80
Colour Variation Initial (SDCM)	3
Glare control	19
Photobiological Risk Group	1
Total power consumption (W)	34
Electrical protection	Class I
Control gear type	Electronic (constant current)
Dimmable	No
LED Flickering Rate	Ultra low (5% or less)
Housing colour	RAL 9016
IP rating	IP20
IK rating	IK07
Product EAN number	5410288442341
Chromaticity coordinate Y	0.403
Lamps	Yes
Included lamp	INTEGRATED LED

DATA TABLE

General data

IPC Code	0044234
----------	---------

Optix Recessed 600x600 High Output

OPTIX RECESSED 600x600 3L HO 3000K WHITE

0044234

Product name	OPTIX RECESSED 600x600 3L HO 3000K WHITE
Technology	LED (3 SDCM)
Housing	STEEL
Mount	Recessed
Fixture rating	Enclosed
General application	Office, Education,
Certifications	EUNEW008
ETIM Class	EC002892
E-number FI	4276570

Optical data

Fixture luminous flux (lm)	4600
Luminaire efficacy (lm/W)	135
Colour temperature (K)	3000
CRI (Ra)	80
Colour Variation Initial (SDCM)	3
Glare control	19
Photobiological Risk Group	1

Electrical data

Total power consumption (W)	34
Starting time (max) (s)	<0.5
Mains voltage (V)	220-240V~
Lamp power factor	0.95
THD (at 230 V, 50 Hz, full load, at 100% dimming level) = xx.x %	8
Electrical protection	Class I
Control gear required	No
Control gear type	Electronic (constant current)
Dimmable	No
Drive current (mA)	650
Inrush Current (A)	25
Inrush Duration (µs)	250
Glow Wire Test (°C)	850
Nominal Frequency (Hz)	50/60Hz
LED Flickering Rate	Ultra low (5% or less)
Max. Luminaires per 10A C Breaker	20
Max. Luminaires per 13A C Breaker	30
Max. Luminaires per 16A C Breaker	40
Max. Luminaires per 20A C Breaker	47
Max. Luminaires per 10A B Breaker	10
Max. Luminaires per 13A B Breaker	15
Max. Luminaires per 16A B Breaker	20
Max. Luminaires per 20A B Breaker	24

Lifetime data

Lumen maintenance - L70 B50	72000
Lumen maintenance - L80 B10	72000
Lumen maintenance - L90 B50	72000
Lumen maintenance - L90 B20	50000

Optix Recessed 600x600 High Output OPTIX RECESSED 600x600 3L HO 3000K WHITE 0044234

Lumen maintenance - L90 B10 46000

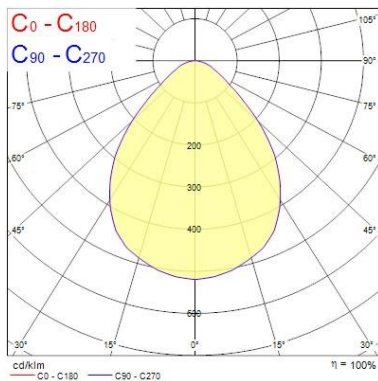
Physical data

Housing colour	RAL 9016
IP rating	IP20
IK rating	IK07
Diffuser finish	Satin
Diffuser material	Polycarbonate
Nominal Product Length (mm)	596
Nominal Product Width (mm)	596
Nominal Product Height (mm)	38
Weight (kg)	5.0

Packaging

Single packaging type	Carton
Product EAN number	5410288442341
Packaging single length / height (cm)	62.0
Packaging single width (cm)	6.5
Packaging single depth (cm)	65.0
DUN14 (outer)	05410288442341
Units per outer package	1
Packaging outer length / height (cm)	62.0
Packaging outer width (cm)	6.5
Packaging outer depth (cm)	65.0

PHOTOMETRY



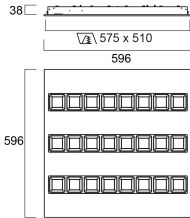
Distance [m]	Cone diameter [m]	E _v (0°) [lx]	E _v (C90) [lx]	E _v (C0) [lx]
0.5	0.92 0.91	9657	42.5° 1916	42.4° 1933
1.0	1.83 1.83	2389	42.5° 479	42.4° 483
1.5	2.75 2.74	1062	42.5° 213	42.4° 215
2.0	3.67 3.65	597	42.5° 130	42.4° 121
2.5	4.58 4.57	362	42.5° 77	42.4° 77
3.0	5.50 5.49	265	42.5° 63	42.4° 54

Distance [m] Cone diameter [m] Illuminance [lx]


— C0 - C180 (Half beam angle: 84.8°)
— C90 - C270 (Half beam angle: 85.0°)


TECHNICAL DRAWINGS

Optix Recessed 600x600 High Output *OPTIX RECESSED 600x600 3L HO 3000K WHITE* 0044234




SYLVANIA 0044234

 This luminaire contains built in LED lamps.

 } **LED**

The lamps cannot be changed in the luminaire.

874/2012 

Optix Recessed 600x600 High Output
OPTIX RECESSED 600x600 3L HO 3000K WHITE
0044234

This luminaire contains built in LED lamps.

The lamps cannot be changed in the luminaire.

SYLVANIA 0044234 874/2012

A++
A+
A
~~B~~
~~C~~
~~D~~
~~E~~

LED