

Pixer Recessed 600x600

PIXER RECESSED 600X600 HO 4P 4000K DALI EMD

2069367



Product features

- PIXER RECESSED 600X600 HO 4P 4000K DALI EMD is a high performance low glare office luminaire with individually adjustable light pods to enhance architectural design. Diffuser is made of optical grade polycarbonate with an optical film for high efficacy and excellent glare control. Suitable for offices where aesthetics is important. Ceiling recessed 600x600mm, White colour - RAL9010. DALI dimmable, 4000K Neutral White LED, CRI>80, chromaticity tolerance of 3-step MacAdam ellipse. Lumen package of 4750 lm, total power consumption 39W, efficacy 122lm/W. Lumen maintenance of L90B10 at 61,000 hours. UGR<19. IK02, IP20. Electrical protection: Class II. 3hr maintained emergency lighting with DALI monitoring capability. Glow wire test 650°C.



PRODUCT OVERVIEW

IPC Code	2069367
Product name	PIXER RECESSED 600X600 HO 4P 4000K DALI EMD
Technology	LED (3 SDCM)
Housing	Powder coated steel
Mount	Recessed (surface mounting with accessory)
Fixture rating	Enclosed
General application	Office,Hospitality,Education,
Certifications	EUNEW001
ETIM Class	EC002892
Fixture luminous flux (lm)	4750
Luminaire efficacy (lm/W)	122
LOR (%)	100
Colour temperature (K)	4000
CRI (Ra)	80
Colour Variation Initial (SDCM)	3
Glare control	<19
Photobiological Risk Group	RG0
Luminous flux (emergency) (lm)	80
Total power consumption (W)	39
Electrical protection	Class II
Control gear type	DALI
Control gear mounting	Remote
Dimmable	Y
Housing colour	White
IP rating	IP20
IK rating	IK02
Product EAN number	5025768693672
Lamps	Yes
Included lamp	INTEGRATED LED

DATA TABLE

Pixer Recessed 600x600

PIXER RECESSED 600X600 HO 4P 4000K DALI EMD

2069367

General data

IPC Code	2069367
Product name	PIXER RECESSED 600X600 HO 4P 4000K DALI EMD
Technology	LED (3 SDCM)
Housing	Powder coated steel
Mount	Recessed (surface mounting with accessory)
Fixture rating	Enclosed
General application	Office,Hospitality,Education,
Certifications	EUNEW001
ETIM Class	EC002892

Optical data

Fixture luminous flux (lm)	4750
Luminaire efficacy (lm/W)	122
LOR (%)	100
Colour temperature (K)	4000
CRI (Ra)	80
Colour Variation Initial (SDCM)	3
Glare control	<19
Photobiological Risk Group	RG0
Luminous flux (emergency) (lm)	80
Emergency duration (h)	3

Electrical data

Total power consumption (W)	39
Mains voltage (V)	220-240V~
Lamp power factor	0.94
Electrical protection	Class II
Control gear required	No
Control gear type	DALI
Control gear mounting	Remote
Dimmable	Y
Drive current (mA)	1200
Inrush Current (A)	28
Inrush Duration (µs)	195
Glow Wire Test (°C)	850
Nominal Frequency (Hz)	50/60Hz
Max. Luminaires per 10A C Breaker	21
Max. Luminaires per 13A C Breaker	30
Max. Luminaires per 16A C Breaker	36
Max. Luminaires per 20A C Breaker	46
Max. Luminaires per 10A B Breaker	13
Max. Luminaires per 13A B Breaker	18
Max. Luminaires per 16A B Breaker	22
Max. Luminaires per 20A B Breaker	28

Lifetime data

Lumen maintenance - L70 B50	72000
Lumen maintenance - L70 B20	72000

Pixar Recessed 600x600

PIXER RECESSED 600X600 HO 4P 4000K DALI EMD
2069367

Lumen maintenance - L80 B50	72000
Lumen maintenance - L80 B20	72000
Lumen maintenance - L80 B10	72000
Lumen maintenance - L90 B50	72000
Lumen maintenance - L90 B20	66000
Lumen maintenance - L90 B10	61000

Physical data

Housing colour	White
IP rating	IP20
IK rating	IK02
Diffuser finish	Clear
Diffuser material	Polycarbonate
Nominal Product Length (mm)	595
Nominal Product Width (mm)	595
Nominal Product Height (mm)	75
Weight (kg)	6.2
Recessed Depth (mm)	150

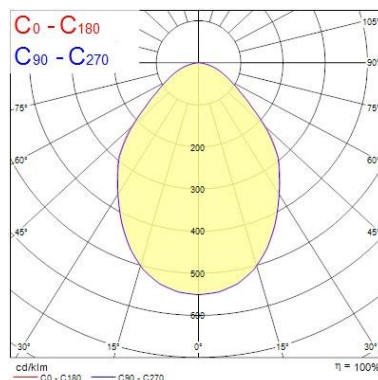
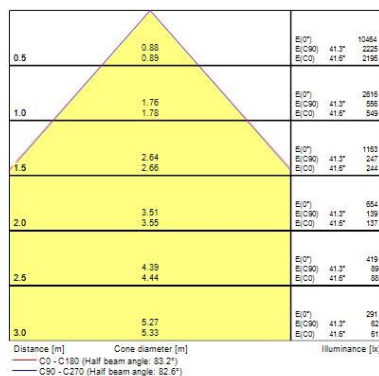
Packaging

Single packaging type	Carton
Product EAN number	5025768693672
Packaging single length / height (cm)	72.8
Packaging single width (cm)	63.0
Packaging single depth (cm)	15.9
DUN14 (outer)	05025768693672
Units per outer package	1
Packaging outer length / height (cm)	72.8
Packaging outer width (cm)	63.0
Packaging outer depth (cm)	15.9

Safety data

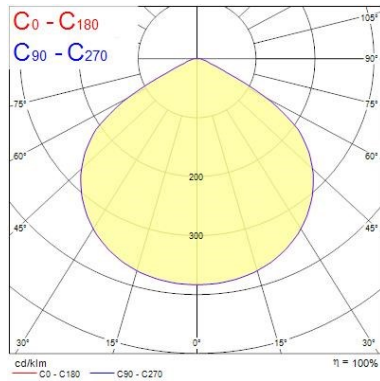
Dry applications use only	Yes
---------------------------	-----

PHOTOMETRY



Pixer Recessed 600x600

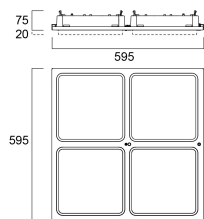
PIXER RECESSED 600X600 HO 4P 4000K DALI EMD
2069367



0.5	1.51	E(0°) E(C0)	56.4"	133 10
1.0	3.01	E(0°) E(C0)	56.4"	31 3
1.5	4.52	E(0°) E(C0)	56.4"	14 1
2.0	6.02	E(0°) E(C0)	56.4"	5 1
2.5	7.53	E(0°) E(C0)	56.4"	5 0
3.0	9.03	E(0°) E(C0)	56.4"	3 0

Distance [m] Cone diameter [m] Illuminance [lx]
C0 - C180 (Half beam angle: 112.8°)

TECHNICAL DRAWINGS



Pixer Recessed 600x600

PIXER RECESSED 600X600 HO 4P 4000K DALI EMD
2069367

