

PIXER Recessed 600x600

PIXER RECESSED 600X600 HE 4P 4000K SSH01 EM
2069355



Product features

- PIXER RECESSED 600X600 HE 4P 4000K SSH01 EM is a high performance low glare office luminaire with individually adjustable light pods to enhance architectural design. Diffuser is made of optical grade polycarbonate with an optical film for high efficacy and excellent glare control. Suitable for offices where aesthetics is important. Ceiling recessed 600x600mm, White colour - RAL9010. SylSmart Connected Building capable, 4000K Neutral White LED, CRI>80, chromaticity tolerance of 3-step MacAdam ellipse. Lumen package of 3750 lm, total power consumption 29W, efficacy 129lm/W. Lumen maintenance of L90B10 at 61,000 hours. UGR<19. IK02, IP20. Electrical protection: Class II. 3hr maintained emergency lighting. Glow wire test 650°C.



PRODUCT OVERVIEW

IPC Code	2069355
Product name	PIXER RECESSED 600X600 HE 4P 4000K SSH01 EM
Technology	LED (3 SDCM)
Housing	Powder coated steel
Mount	Recessed (surface mounting with accessory)
Fixture rating	Enclosed
General application	Office,Hospitality,Education,
Certifications	EUNEW022
ETIM Class	EC002892
Fixture luminous flux (lm)	3750
Luminaire efficacy (lm/W)	129
LOR (%)	100
Colour temperature (K)	4000
CRI (Ra)	80
Colour Variation Initial (SDCM)	3
Glare control	<19
Photobiological Risk Group	RG0
Luminous flux (emergency) (lm)	80
Total power consumption (W)	29
Electrical protection	Class II
Control gear type	SylSmart SSH
Control gear mounting	Remote
Dimmable	Y
Housing colour	White
IP rating	IP20
IK rating	IK02
Product EAN number	5025768693559
Lamps	Yes
Included lamp	INTEGRATED LED

DATA TABLE

PIXER Recessed 600x600

PIXER RECESSED 600X600 HE 4P 4000K SSH01 EM

2069355

General data

IPC Code	2069355
Product name	PIXER RECESSED 600X600 HE 4P 4000K SSH01 EM
Technology	LED (3 SDCM)
Housing	Powder coated steel
Mount	Recessed (surface mounting with accessory)
Fixture rating	Enclosed
General application	Office,Hospitality,Education,
Certifications	EUNEW022
ETIM Class	EC002892

Optical data

Fixture luminous flux (lm)	3750
Luminaire efficacy (lm/W)	129
LOR (%)	100
Colour temperature (K)	4000
CRI (Ra)	80
Colour Variation Initial (SDCM)	3
Glare control	<19
Photobiological Risk Group	RG0
Luminous flux (emergency) (lm)	80
Emergency duration (h)	3

Electrical data

Total power consumption (W)	29
Mains voltage (V)	220-240V~
Electrical protection	Class II
Control gear required	No
Control gear type	SylSmart SSH
Control gear mounting	Remote
Dimmable	Y
Drive current (mA)	800
Inrush Current (A)	29
Inrush Duration (µs)	146
Glow Wire Test (°C)	850
Nominal Frequency (Hz)	50/60Hz
Max. Luminaires per 10A C Breaker	28
Max. Luminaires per 13A C Breaker	37
Max. Luminaires per 16A C Breaker	43
Max. Luminaires per 20A C Breaker	57
Max. Luminaires per 10A B Breaker	16
Max. Luminaires per 13A B Breaker	23
Max. Luminaires per 16A B Breaker	26
Max. Luminaires per 20A B Breaker	28

Lifetime data

Lumen maintenance - L70 B50	72000
Lumen maintenance - L70 B20	72000
Lumen maintenance - L80 B50	72000

Pixer Recessed 600x600

PIXER RECESSED 600X600 HE 4P 4000K SSH01 EM
2069355

Lumen maintenance - L80 B20	72000
Lumen maintenance - L80 B10	72000
Lumen maintenance - L90 B50	72000
Lumen maintenance - L90 B20	66000
Lumen maintenance - L90 B10	61000

Physical data

Housing colour	White
IP rating	IP20
IK rating	IK02
Diffuser finish	Clear
Diffuser material	Polycarbonate
Nominal Product Length (mm)	595
Nominal Product Width (mm)	595
Nominal Product Height (mm)	75
Weight (kg)	6.2
Recessed Depth (mm)	150

Packaging

Single packaging type	Carton
Product EAN number	5025768693559
Packaging single length / height (cm)	72.8
Packaging single width (cm)	63.0
Packaging single depth (cm)	15.9
DUN14 (outer)	05025768693559
Units per outer package	1
Packaging outer length / height (cm)	72.8
Packaging outer width (cm)	63.0
Packaging outer depth (cm)	15.9

Safety data

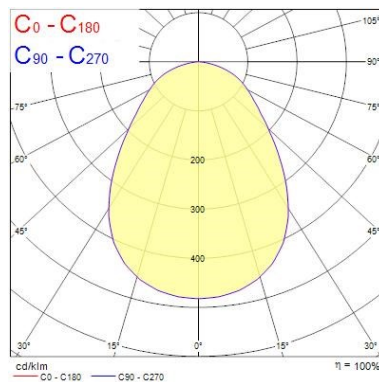
Dry applications use only	Yes
---------------------------	-----

PHOTOMETRY

0.5	1.51	E(0°) E(10°)	123 12
1.0	3.01	E(0°) E(10°)	31 3
1.5	4.52	E(0°) E(10°)	14 1
2.0	6.02	E(0°) E(10°)	8 1
2.5	7.53	E(0°) E(10°)	5 0
3.0	9.03	E(0°) E(10°)	3 0

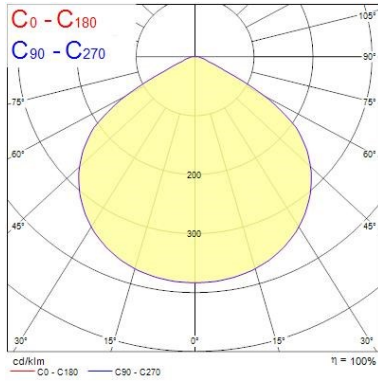
Distance [m] Cone diameter [m] Illuminance [lx]

— C0 - C180 (Half beam angle: 112.8°)



Pixer Recessed 600x600

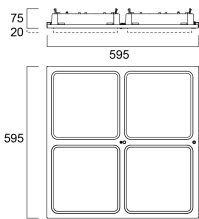
PIXER RECESSED 600X600 HE 4P 4000K SSH01 EM
2069355



0.5	0.68	E(0°) E(C0)	41.4°	733 1532
1.0	1.76	E(0°) E(C0)	41.4°	1505 352
1.5	2.64	E(0°) E(C0)	41.4°	804 170
2.0	3.53	E(0°) E(C0)	41.4°	452 96
2.5	4.41	E(0°) E(C0)	41.4°	289 61
3.0	5.29	E(0°) E(C0)	41.4°	201 45

Distance [m] Cone diameter [m] Illuminance [lx]
C0 - C180 (Half beam angle: 82.8°)


TECHNICAL DRAWINGS




Pixer Recessed 600x600


PIXER RECESSED 600X600 HE 4P 4000K SSH01 EM
2069355


Concord 2069355


 This luminaire contains built in LED lamps.

 } **LED**


The lamps cannot be changed in the luminaire.

874/2012 

 This luminaire contains built in LED lamps.

 } **LED**

The lamps cannot be changed in the luminaire.

Concord 2069355  874/2012