

Beacon LED Muse II

BEACON LED MUSE II 97CRI 4000K L1 ON-BOARD DIM BLACK
2059738



Product features

- Integrated LED spotlight, black RAL 9005, unique soft-touch ring, adjustable beam angle from a 8° spot to a 55° flood, compact and minimalist design, ideal for museum, gallery and high-end retail applications, die-cast aluminium body, passive cooling heatsink, beam angle: 8° spot to 55° flood, optics: aspheric glass lens, colour temperature: 4000K neutral white, total system power: 21W, total fixture output: 1150lm, luminaire efficacy: 55lm/W, LOR: 100%, colour rendering: Ra 97 typical, R9 value at 90, LED Chromacity: 3 step MacAdam ellipse, lifetime: >72,000 hours at L80B10, energy class: A++, A+, A, IR/UV free light source without heat radiation, operating voltage: 220-240V / 50-60Hz, drive current: 500mA, electronic driver, dimmable via on-board potentiometer, power factor: 0.9 electrical protection: CLASS II, 1-circuit track adaptor, suitable for Concord Lytespan 1 track, ingress protection rating: IP20, suitable for internal environment only, horizontal rotation: 355°, vertical tilt: 90°, dimensions: Ø80x135x153mm, weight: 0.95kg.



PRODUCT OVERVIEW

IPC Code	2059738
Product name	BEACON LED MUSE II 97CRI 4000K L1 ON-BOARD DIM BLACK
Technology	LED
Housing	ALUMINIUM
Mount	TRACK
General application	Museums & Galleries
Certifications	EUNEW009
ETIM Class	EC001744
E-number FI	4274004
Fixture luminous flux (lm)	623/1150
Luminaire efficacy (lm/W)	55
LOR (%)	100
Colour temperature (K)	4000
Light colour	Neutral White
CRI (Ra)	97
Colour Consistency (SDCM)	3
Photobiological Risk Group	1
Total power consumption (W)	21
Product Voltage (V)	240
Electrical protection	Class II
Dimmable	Yes
Housing colour	BLACK
IP rating	IP20
IK rating	IK02
Product EAN number	5025768597383
Lamps	Yes
Included lamp	INTEGRATED LED

DATA TABLE

Beacon LED Muse II

BEACON LED MUSE II 97CRI 4000K L1 ON-BOARD DIM BLACK
2059738

General data

IPC Code	2059738
Product name	BEACON LED MUSE II 97CRI 4000K L1 ON-BOARD DIM BLACK
Technology	LED
Housing	ALUMINIUM
Mount	TRACK
General application	Museums & Galleries
Operating temperature rated (°C)	25
Certifications	EUNEW009
ETIM Class	EC001744
E-number FI	4274004

Optical data

Fixture luminous flux (lm)	623/1150
Luminaire efficacy (lm/W)	55
LOR (%)	100
Colour temperature (K)	4000
Light colour	Neutral White
CRI (Ra)	97
Colour Consistency (SDCM)	3
Photobiological Risk Group	1

Electrical data

Total power consumption (W)	21
Mains voltage (V)	230-240V~
Product Voltage (V)	240
Electrical protection	Class II
Dimmable	Yes
Inrush Current (A)	45
Inrush Duration (µs)	20
Nominal Frequency (Hz)	50/60Hz
Max. Luminaires per 10A C Breaker	50
Max. Luminaires per 16A C Breaker	80

Lifetime data

Lumen maintenance - L70 B50	72000
-----------------------------	-------

Physical data

Housing colour	BLACK
IP rating	IP20
IK rating	IK02
Nominal Product Width (mm)	135
Nominal Product Height (mm)	153
Nominal Product Diameter (mm)	80
Weight (kg)	1.01

Packaging

Single packaging type	Carton
-----------------------	--------

Beacon LED Muse II

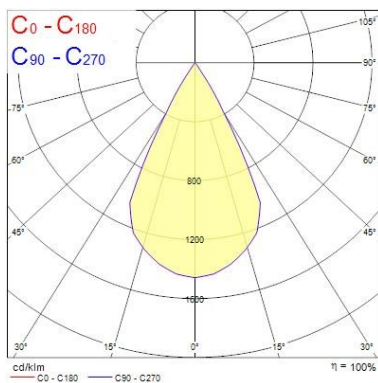
BEACON LED MUSE II 97CRI 4000K L1 ON-BOARD DIM BLACK
2059738

Product EAN number	5025768597383
Packaging single length / height (cm)	17.5
Packaging single width (cm)	15.0
Packaging single depth (cm)	17.5
DUN14 (outer)	05025768597383
Units per outer package	1
Packaging outer length / height (cm)	17.5
Packaging outer width (cm)	15.0
Packaging outer depth (cm)	17.5

Safety data

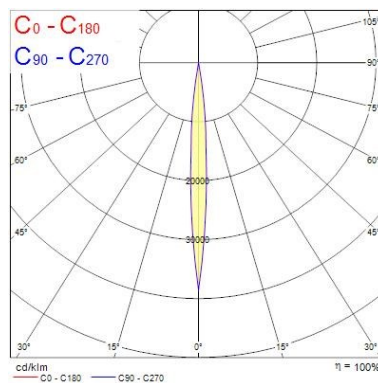
Dry applications use only	Yes
---------------------------	-----

PHOTOMETRY



Distance [m]	Cone diameter [m]	E(0°) E(C0)	E(0°) E(C90)
0.5	0.07	96198 47814	
1.0	0.14	24049 11962	
1.5	0.21	10589 5313	
2.0	0.28	6012 2988	
2.5	0.35	3545 1913	
3.0	0.42	2672 1328	

Distance [m] Cone diameter [m] Illuminance [lx]
— C0 - C180 (Half beam angle: 8.0°)



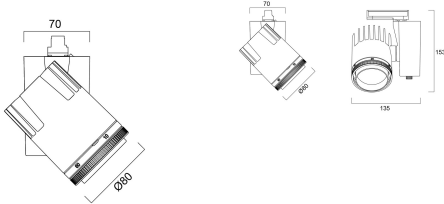
Distance [m]	Cone diameter [m]	E(0°) E(C0)	E(0°) E(C90)
0.5	0.52	6708 2391	
1.0	1.03	1677 598	
1.5	1.55	745 266	
2.0	2.06	419 149	
2.5	2.58	268 96	
3.0	3.10	198 68	

Distance [m] Cone diameter [m] Illuminance [lx]
— C0 - C180 (Half beam angle: 54.0°)


TECHNICAL DRAWINGS


Beacon LED Muse II

BEACON LED MUSE II 97CRI 4000K L1 ON-BOARD DIM BLACK
2059738




Concord 2059738

 This luminaire contains built in LED lamps.

 } **LED**

The lamps cannot be changed in the luminaire.

874/2012 

Beacon LED Muse II

BEACON LED MUSE II 97CRI 4000K L1 ON-BOARD DIM BLACK
2059738

This luminaire contains built in LED lamps.

The lamps cannot be changed in the luminaire.

Concord 2059738 874/2012

A++
A+
A
~~B~~
~~C~~
~~D~~
~~E~~

LED