

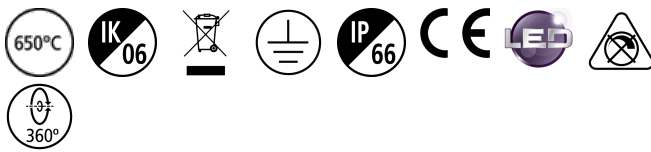
Sylproof Tubular LED - Electronic

Sylproof Tubular LED 1X1500 EB NW
0047582



Product features

- Aesthetically attractive and highly efficient LED tubular luminaire, opaque acrylic diffuser, stainless steel end caps and mounting brackets, rapid connector, as Sylvania Sylproof Tubular LED



PRODUCT OVERVIEW

IPC Code	0047582
Product name	Sylproof Tubular LED 1X1500 EB NW
Technology	LED
Housing	Acrylic/PMMA Tube
Mount	Surface
Environment	Interior
General application	Logistics & Industry
Certifications	00
ETIM Class	EC000109
Fixture luminous flux (lm)	3352
Luminous flux (lm)	3352
Luminaire efficacy (lm/W)	106.07
LOR (%)	100
Colour temperature (K)	4000
Light colour	Neutral White
CRI (Ra)	80
Colour Consistency (SDCM)	3
Photobiological Risk Group	0
Total power consumption (W)	32
Electrical protection	Class I
Control gear type	Electronic
Average life (Nominal) (h)	50000
Housing colour	Matt Diffuser
IP rating	IP66
IK rating	IK06
Product EAN number	5410288475820
Included lamp	INTEGRATED LED

DATA TABLE

General data

IPC Code	0047582
----------	---------

Sylproof Tubular LED - Electronic

Sylproof Tubular LED 1X1500 EB NW
0047582

Product name	Sylproof Tubular LED 1X1500 EB NW
Technology	LED
Housing	Acrylic/PMMA Tube
Mount	Surface
Environment	Interior
General application	Logistics & Industry
Operating temperature range (°C)	-20 to +25
Certifications	00
ETIM Class	EC000109

Optical data

Fixture luminous flux (lm)	3352
Luminous flux (lm)	3352
Luminaire efficacy (lm/W)	106.07
LOR (%)	100
Colour temperature (K)	4000
Light colour	Neutral White
CRI (Ra)	80
Colour Consistency (SDCM)	3
Adjustable chromaticity	N
Distribution type	Direct
Photobiological Risk Group	0

Electrical data

Total power consumption (W)	32
Mains voltage (V)	220-240V~
Electrical protection	Class I
Control gear type	Electronic
Drive current (mA)	400
Glow Wire Test (°C)	650
Lamp Energy Label (class)	A+
Nominal Frequency (Hz)	50/60Hz
Max. Luminaires per 16A C Breaker	24

Lifetime data

Lumen maintenance - L70 B10	60000
Lumen maintenance - L80 B50	60000
Lumen maintenance - L80 B10	49000
Lumen maintenance - L90 B50	35000
Average life (Nominal) (h)	50000

Physical data

Vertical Tilt (°)	360
Horizontal rotation (°)	360
Housing colour	Matt Diffuser
IP rating	IP66
IK rating	IK06
Diffuser finish	Matt/Opaque
Diffuser material	Acrylic/PMMA

Sylproof Tubular LED - Electronic

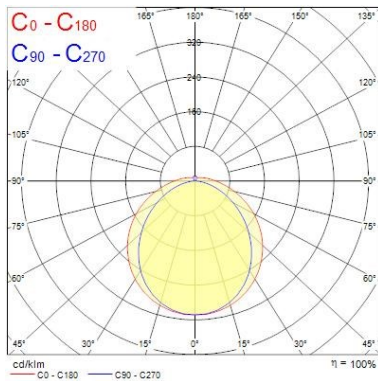
Sylproof Tubular LED 1X1500 EB NW
0047582

Nominal Product Length (mm)	1600
Nominal Product Width (mm)	112
Nominal Product Height (mm)	112
Weight (kg)	2.9

Packaging

Single packaging type	Carton
Product EAN number	5410288475820
Packaging single length / height (cm)	160.0
Packaging single width (cm)	13.0
Packaging single depth (cm)	13.0
DUN14 (outer)	05410288475820
Units per outer package	1
Packaging outer length / height (cm)	160.0
Packaging outer width (cm)	13.0
Packaging outer depth (cm)	13.0

PHOTOMETRY




Distance [m]	Cone diameter [m]	Beam Type	Beam Angle	Illuminance [lx]
0.5	1.17	E(C)	49.8°	4133
	1.80	E(C)	61.2°	236
1.0	2.35	E(C)	49.8°	1033
	3.61	E(C)	61.2°	69
1.5	3.52	E(C)	49.8°	459
	5.41	E(C)	61.2°	29
2.0	4.70	E(C)	49.8°	268
	7.22	E(C)	61.2°	15
2.5	5.87	E(C)	49.8°	185
	9.02	E(C)	61.2°	9
3.0	7.05	E(C)	49.8°	115
	10.82	E(C)	61.2°	7

Distance [m] Cone diameter [m] Illuminance [lx]


— C0 - C180 (Half beam angle: 122.0°)
— C90 - C270 (Half beam angle: 99.2°)


TECHNICAL DRAWINGS




Sylproof Tubular LED - Electronic *Sylproof Tubular LED 1X1500 EB NW* 0047582


SYLVANIA 0047582


 This luminaire contains built in LED lamps.

 } **LED**


The lamps cannot be changed in the luminaire.

874/2012 

 This luminaire contains built in LED lamps.

 } **LED**

The lamps cannot be changed in the luminaire.

SYLVANIA 0047582  874/2012