

Sylproof Tubular LED - DALI

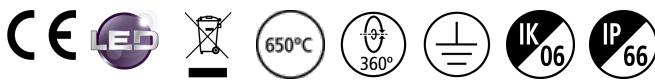
Sylproof Tubular LED 1X600 DALI NW

0047598



Product features

- Aesthetically attractive and highly efficient LED tubular luminaire, opaque acrylic diffuser, stainless steel end caps and mounting brackets, rapid connector, as Sylvania Sylproof Tubular LED



PRODUCT OVERVIEW

IPC Code	0047598
Product name	Sylproof Tubular LED 1X600 DALI NW
Technology	LED
Housing	Acrylic/PMMA Tube
Mount	Surface
Environment	Interior
General application	Logistics & Industry
Certifications	00
ETIM Class	EC000109
Fixture luminous flux (lm)	1338
Luminous flux (lm)	1338
Luminaire efficacy (lm/W)	102.92
LOR (%)	100
Colour temperature (K)	4000
Light colour	Neutral White
CRI (Ra)	80
Colour Consistency (SDCM)	3
Photobiological Risk Group	0
Total power consumption (W)	13
Electrical protection	Class I
Control gear type	Electronic dimmable
Minimum dimming level (%)	90
Average life (Nominal) (h)	50000
Housing colour	Matt Diffuser
IP rating	IP66
IK rating	IK06
Product EAN number	5410288475981
Included lamp	INTEGRATED LED

DATA TABLE

General data

IPC Code	0047598
Product name	Sylproof Tubular LED 1X600 DALI NW

Sylproof Tubular LED - DALI

Sylproof Tubular LED 1X600 DALI NW
0047598

Technology	LED
Housing	Acrylic/PMMA Tube
Mount	Surface
Environment	Interior
General application	Logistics & Industry
Operating temperature range (°C)	-20 to +25
Certifications	00
ETIM Class	EC000109

Optical data

Fixture luminous flux (lm)	1338
Luminous flux (lm)	1338
Luminaire efficacy (lm/W)	102.92
LOR (%)	100
Colour temperature (K)	4000
Light colour	Neutral White
CRI (Ra)	80
Colour Consistency (SDCM)	3
Adjustable chromaticity	N
Distribution type	Direct
Photobiological Risk Group	0

Electrical data

Total power consumption (W)	13
Mains voltage (V)	220-240V~
Electrical protection	Class I
Control gear type	Electronic dimmable
Minimum dimming level (%)	90
Drive current (mA)	400
Glow Wire Test (°C)	650
Lamp Energy Label (class)	A+
Nominal Frequency (Hz)	50/60Hz
Max. Luminaires per 16A C Breaker	100

Lifetime data

Lumen maintenance - L70 B10	60000
Lumen maintenance - L80 B50	60000
Lumen maintenance - L80 B10	49000
Lumen maintenance - L90 B50	35000
Average life (Nominal) (h)	50000

Physical data

Vertical Tilt (°)	360
Horizontal rotation (°)	360
Housing colour	Matt Diffuser
IP rating	IP66
IK rating	IK06
Diffuser finish	Matt/Opaque
Diffuser material	Acrylic/PMMA

Sylproof Tubular LED - DALI

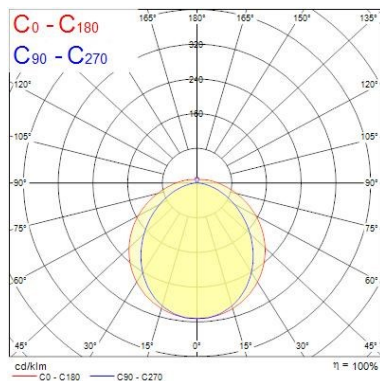
Sylproof Tubular LED 1X600 DALI NW
0047598

Nominal Product Length (mm)	700
Nominal Product Width (mm)	112
Nominal Product Height (mm)	112
Weight (kg)	1.9

Packaging

Single packaging type	Carton
Product EAN number	5410288475981
Packaging single length / height (cm)	70.0
Packaging single width (cm)	13.0
Packaging single depth (cm)	13.0
DUN14 (outer)	05410288475981
Units per outer package	1
Packaging outer length / height (cm)	70.0
Packaging outer width (cm)	13.0
Packaging outer depth (cm)	13.0

PHOTOMETRY




0.5	1.14	1570
1.0	2.28	419
1.5	3.41	188
2.0	4.55	104
2.5	5.69	67
3.0	6.83	46

Distance [m] | Cone diameter [m] | Illuminance [lx]

Legend: C0 - C180 (Half beam angle: 121.4°), C90 - C270 (Half beam angle: 97.4°)

TECHNICAL DRAWINGS



Sylproof Tubular LED - DALI

Sylproof Tubular LED 1X600 DALI NW
0047598

