

Expospot 90 adjustable

EXPOSPOT 90 ADJUSTABLE HE RA90 3000K NB WHITE

0060267



Product features

- Integrated LED adjustable accent downlight, single head, ideal for retail and display applications, die-cast aluminium body, passive cooling, beam angle: 25°, optics: aluminium reflector and lens combination, colour temperature: 3000K warm white, total system power: 28W, total fixture output: 2536lm, 91lm/W, LOR: 100%, colour rendering: Ra 90 typical, LED Chromacity: 3 step MacAdam ellipse, lifetime: 60,000 hours at 70% of the original output (L70B50), energy class: A++, A+, A, IR/UV free light source without heat radiation, operating voltage: 220-240V / 50-60Hz, electronic driver, non-dimmable, electrical protection: CLASS II, ingress protection rating: IP20, suitable for internal environment only, ceiling cut-out: 140mm, dimensions: 150x104mm, weight: 0.77kg.



PRODUCT OVERVIEW

IPC Code	0060267
Product name	EXPOSPOT 90 ADJUSTABLE HE RA90 3000K NB WHITE
Technology	LED
Housing	Aluminium
Mount	Recessed
Fixture rating	Enclosed
Environment	Internal
General application	Retail,
Certifications	EUNEW008
ETIM Class	EC001744
E-number FI	4274782
Fixture luminous flux (lm)	2536
Luminaire efficacy (lm/W)	91
LOR (%)	100
Colour temperature (K)	3000
Light colour	Warm White
CRI (Ra)	90
Colour Variation Initial (SDCM)	3
Beam Angle (°)	25
Photobiological Risk Group	RG1
Total power consumption (W)	28
Electrical protection	Class II
Control gear type	Electronic
Control gear mounting	Remote
Dimmable	N
Housing colour	White
IP rating	IP20
IK rating	IK02
Product EAN number	5410288602677
Lamps	No
Included lamp	INTEGRATED LED

Expospot 90 adjustable

EXPOSPOT 90 ADJUSTABLE HE RA90 3000K NB WHITE

0060267

DATA TABLE

General data

IPC Code	0060267
Product name	EXPOSPOT 90 ADJUSTABLE HE RA90 3000K NB WHITE
Technology	LED
Housing	Aluminium
Mount	Recessed
Fixture rating	Enclosed
Environment	Internal
General application	Retail,
Certifications	EUNEW008
ETIM Class	EC001744
E-number FI	4274782

Optical data

Fixture luminous flux (lm)	2536
Luminaire efficacy (lm/W)	91
LOR (%)	100
Colour temperature (K)	3000
Light colour	Warm White
CRI (Ra)	90
Colour Variation Initial (SDCM)	3
Beam Angle (°)	25
Photobiological Risk Group	RG1

Electrical data

Total power consumption (W)	28
Mains voltage (V)	230-240V~
Lamp power factor	0.92
Electrical protection	Class II
Control gear required	No
Control gear type	Electronic
Control gear mounting	Remote
Dimmable	N
Drive current (mA)	700
Inrush Current (A)	19.4
Inrush Duration (µs)	250
Glow Wire Test (°C)	850
Nominal Frequency (Hz)	50/60Hz
Max. Luminaires per 10A C Breaker	21
Max. Luminaires per 13A C Breaker	28
Max. Luminaires per 16A C Breaker	35
Max. Luminaires per 20A C Breaker	45
Max. Luminaires per 10A B Breaker	13
Max. Luminaires per 13A B Breaker	17
Max. Luminaires per 16A B Breaker	21
Max. Luminaires per 20A B Breaker	27

Expospot 90 adjustable

EXPOSPOT 90 ADJUSTABLE HE RA90 3000K NB WHITE

0060267

Lifetime data

Lumen maintenance - L70 B50	60000
Lumen maintenance - L70 B20	60000
Lumen maintenance - L70 B10	60000
Lumen maintenance - L80 B50	60000
Lumen maintenance - L80 B20	60000
Lumen maintenance - L80 B10	60000
Lumen maintenance - L90 B50	60000
Lumen maintenance - L90 B20	60000
Lumen maintenance - L90 B10	55000

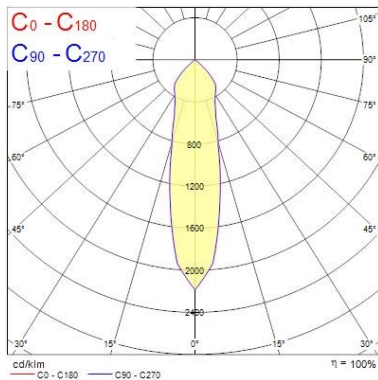
Physical data

Housing colour	White
IP rating	IP20
IK rating	IK02
Reflector finish	Metallised
Nominal Product Width (mm)	150
Nominal Product Height (mm)	104
Weight (kg)	0.77
Recessed Depth (mm)	104

Packaging

Single packaging type	Carton
Product EAN number	5410288602677
Packaging single length / height (cm)	18.0
Packaging single width (cm)	18.0
Packaging single depth (cm)	16.0
DUN14 (outer)	05410288602677
Units per outer package	1
Packaging outer length / height (cm)	18.0
Packaging outer width (cm)	18.0
Packaging outer depth (cm)	16.0

PHOTOMETRY



Distance [m]	Cone diameter [m]	E ₀ ^(°) E ₁ (C0) E ₂ (C0)	12.8°
0.5	0.22	22174 10330	
1.0	0.45	5543 2583	
1.5	0.67	2484 1148	
2.0	0.89	1388 648	
2.5	1.12	887 413	
3.0	1.34	616 287	
		Illuminance [lx]	

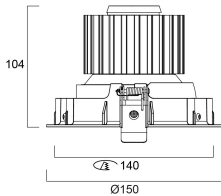
Distance [m] Cone diameter [m]
C0 - C180 (Half beam angle: 25.2°)

Expospot 90 adjustable


EXPOSPOT 90 ADJUSTABLE HE RA90 3000K NB WHITE


0060267

TECHNICAL DRAWINGS




SYLVANIA 0060267

 This luminaire contains built in LED lamps.

 } **LED**

The lamps cannot be changed in the luminaire.

874/2012 

Expospot 90 adjustable

EXPOSPOT 90 ADJUSTABLE HE RA90 3000K NB WHITE
0060267

This luminaire contains built in LED lamps.

The lamps cannot be changed in the luminaire.

SYLVANIA 0060267 874/2012

A++
A+
A
B
C
D
E

LED