

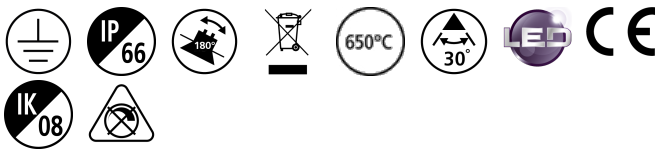
Sylveo LED 30000lm - Extra Extra Large

Sylveo LED 30000LM NAR 3K
0049127



Product features

- Exterior LED Floodlight, comes complete with a 1000mm cable and adjustable bracket, aluminium housing, clear glass diffuser, IP66, IK08, Class I, 3000K, Non-dimming, 32003lm, 301W, 107lm/W, 8400mA, CRI70, 30° beam angle, 50000hrs, (LxWxD) 98x648x392mm



PRODUCT OVERVIEW

IPC Code	0049127
Product name	Sylveo LED 30000LM NAR 3K
Technology	LED
Housing	Aluminium
Mount	Surface Mounting
Fixture rating	Enclosed
Environment	Internal/External
General application	Logistics & Industry
Certifications	EUNEW005
ETIM Class	EC001744
E-number FI	4579185
E-number SE	7763399
Fixture luminous flux (lm)	32003
Luminaire efficacy (lm/W)	106
LOR (%)	100
Colour temperature (K)	3000
Light colour	Warm White
CRI (Ra)	70
Colour Variation Initial (SDCM)	6
Beam Angle (°)	30
Glare control	18.9
Photobiological Risk Group	RG1
Total power consumption (W)	300.5
Electrical protection	Class I
Control gear type	Electronic (constant current)
Dimmable	No
LED Flickering Rate	Ultra low (5% or less)
Average life (Nominal) (h)	50000
Housing colour	RAL9006
IP rating	IP66
IK rating	IK08
Product EAN number	5410288491271
Lamps	No

Sylveo LED 30000lm - Extra Extra Large

Sylveo LED 30000LM NAR 3K
0049127

Included lamp

INTEGRATED LED

DATA TABLE

General data

IPC Code	0049127
Product name	Sylveo LED 30000LM NAR 3K
Technology	LED
Housing	Aluminium
Mount	Surface Mounting
Fixture rating	Enclosed
Environment	Internal/External
General application	Logistics & Industry
Operating temperature range (°C)	-40 to +45
Certifications	EUNEW005
ETIM Class	EC001744
E-number FI	4579185
E-number SE	7763399

Optical data

Fixture luminous flux (lm)	32003
Luminaire efficacy (lm/W)	106
LOR (%)	100
Colour temperature (K)	3000
Light colour	Warm White
CRI (Ra)	70
Colour Variation Initial (SDCM)	6
Adjustable chromaticity	N
Beam Angle (°)	30
Distribution type	Direct
Glare control	18.9
Photobiological Risk Group	RG1

Electrical data

Total power consumption (W)	300.5
Current (A)	1.304
Mains voltage (V)	100-240V~
Lamp power factor	0.95
THD (at 230 V, 50 Hz, full load, at 100% dimming level) xx.x %	20
Electrical protection	Class I
Control gear required	No
Control gear type	Electronic (constant current)
Dimmable	No
Drive current (mA)	8400
Inrush Current (A)	60
Inrush Duration (µs)	20
Glow Wire Test (°C)	650
Nominal Frequency (Hz)	50/60Hz

Sylveo LED 30000lm - Extra Extra Large

Sylveo LED 30000LM NAR 3K
0049127

LED Flickering Rate	Ultra low (5% or less)
Max. Luminaires per 10A C Breaker	3
Max. Luminaires per 13A C Breaker	2
Max. Luminaires per 16A C Breaker	5
Max. Luminaires per 20A C Breaker	4

Lifetime data

Lumen maintenance - L70 B50	50000
Lumen maintenance - L70 B20	42000
Lumen maintenance - L70 B10	39000
Lumen maintenance - L80 B50	49000
Lumen maintenance - L80 B20	33600
Lumen maintenance - L80 B10	31200
Lumen maintenance - L90 B50	22000
Lumen maintenance - L90 B20	18480
Lumen maintenance - L90 B10	17160
Average life (Nominal) (h)	50000

Physical data

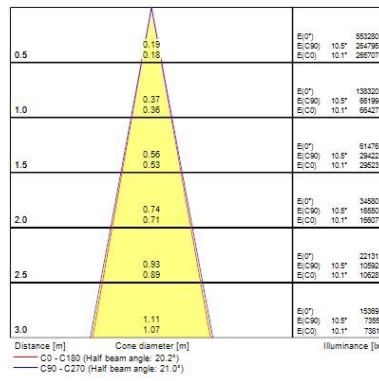
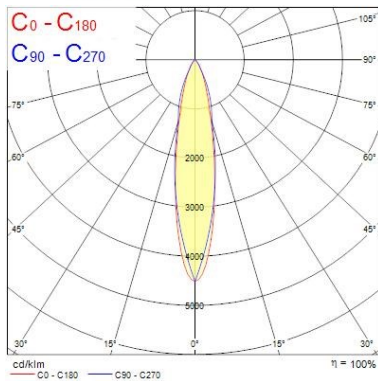
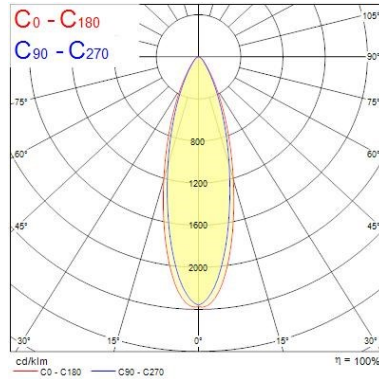
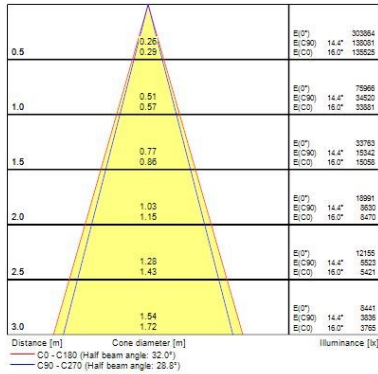
Vertical Tilt (°)	180
Horizontal rotation (°)	180
Housing colour	RAL9006
IP rating	IP66
IK rating	IK08
Diffuser finish	Clear
Diffuser material	Glass
Nominal Product Length (mm)	648
Nominal Product Width (mm)	98
Nominal Product Height (mm)	392
Weight (kg)	15.872
Wind Area (m ²)	0.236

Packaging

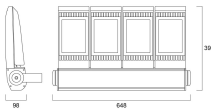
Single packaging type	Carton
Product EAN number	5410288491271
Packaging single length / height (cm)	52.7
Packaging single width (cm)	70.1
Packaging single depth (cm)	16.5
DUN14 (outer)	05410288491271
Units per outer package	1
Packaging outer length / height (cm)	52.7
Packaging outer width (cm)	70.1
Packaging outer depth (cm)	16.5

PHOTOMETRY

Sylveo LED 30000lm - Extra Extra Large Sylveo LED 30000LM NAR 3K 0049127





TECHNICAL DRAWINGS




Sylveo LED 30000lm - Extra Extra Large *Sylveo LED 30000LM NAR 3K* 0049127


SYLVANIA 0049127


 This luminaire contains built in LED lamps.

 } **L
E
D**


The lamps cannot be changed in the luminaire.

874/2012 

 This luminaire contains built in LED lamps.

 } **L
E
D**

The lamps cannot be changed in the luminaire.

SYLVANIA 0049127  874/2012