

SylCircle SYLCIRCLE SENSOR 24W 3000K 0043256



Product features

- Ceiling / wall luminaire with integrated LED, Perfect solution for hallways, circulation spaces or foyer. Even and uniform light distribution with a halo lighting effect on the wall surface, 24W, 1625 lumens, Supplied with LED driver (non-dimmable), IK03 PMMA diffuser, Low maintenance with 30,000 hours LED life expectancy, Integral on/off microwave sensor



PRODUCT OVERVIEW

| | |
|---------------------------------|----------------------------|
| IPC Code | 0043256 |
| Product name | SYLCIRCLE SENSOR 24W 3000K |
| Technology | LED |
| Housing | Aluminium |
| Mount | Surface mounted |
| Environment | Internal |
| General application | Residential & Consumer, |
| Certifications | EUNEW009 |
| ETIM Class | EC002892 |
| Fixture luminous flux (lm) | 1625 |
| Luminaire efficacy (lm/W) | 75 |
| Colour temperature (K) | 3000 |
| Light colour | Warm White |
| CRI (Ra) | 80 |
| Colour Variation Initial (SDCM) | 6 |
| Beam Angle (°) | 120 |
| Glare control | UGR 28 |
| Photobiological Risk Group | RG0 |
| Total power consumption (W) | 24 |
| Electrical protection | Class I |
| Control gear type | Integral |
| Dimmable | No |
| Average life (Nominal) (h) | 30000 |
| Housing colour | White |
| IP rating | IP44 |
| IK rating | IK03 |
| Product EAN number | 5410288432564 |
| Lamps | No |

DATA TABLE

General data

| | |
|----------|---------|
| IPC Code | 0043256 |
|----------|---------|

SylCircle SYLCIRCLE SENSOR 24W 3000K 0043256

| | |
|----------------------------------|----------------------------|
| Product name | SYLCIRCLE SENSOR 24W 3000K |
| Technology | LED |
| Housing | Aluminium |
| Mount | Surface mounted |
| Environment | Internal |
| General application | Residential & Consumer, |
| Operating temperature range (°C) | 0 to +40°C |
| Certifications | EUNEW009 |
| ETIM Class | EC002892 |

Optical data

| | |
|---------------------------------|------------|
| Fixture luminous flux (lm) | 1625 |
| Luminaire efficacy (lm/W) | 75 |
| Colour temperature (K) | 3000 |
| Light colour | Warm White |
| CRI (Ra) | 80 |
| Colour Variation Initial (SDCM) | 6 |
| Beam Angle (°) | 120 |
| Distribution type | Direct |
| Glare control | UGR 28 |
| Photobiological Risk Group | RG0 |

Electrical data

| | |
|-----------------------------------|-----------|
| Total power consumption (W) | 24 |
| Mains voltage (V) | 220-240V~ |
| Lamp power factor | 0.7 |
| Electrical protection | Class I |
| Control gear type | Integral |
| Dimmable | No |
| Drive current (mA) | 216 |
| Inrush Duration (µs) | 50 |
| Glow Wire Test (°C) | 650 |
| Nominal Frequency (Hz) | 50Hz |
| Max. Luminaires per 10A C Breaker | 12 |
| Max. Luminaires per 16A C Breaker | 20 |

Lifetime data

| | |
|-----------------------------|-------|
| Lumen maintenance - L70 B50 | 30000 |
| Lumen maintenance - L80 B50 | 18700 |
| Average life (Nominal) (h) | 30000 |

Physical data

| | |
|-----------------------------|---------------|
| Housing colour | White |
| IP rating | IP44 |
| IK rating | IK03 |
| Diffuser finish | Opal |
| Diffuser material | Polycarbonate |
| Nominal Product Length (mm) | 380 |
| Nominal Product Width (mm) | 380 |

SylCircle SYLCIRCLE SENSOR 24W 3000K 0043256

| | |
|-------------------------------|-------|
| Nominal Product Height (mm) | 105 |
| Nominal Product Diameter (mm) | 360 |
| Weight (kg) | 0.887 |

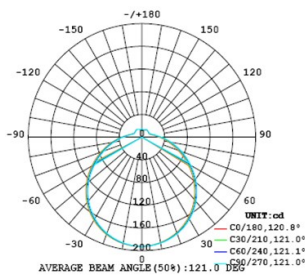
Packaging

| | |
|---------------------------------------|----------------|
| Single packaging type | Carton |
| Product EAN number | 5410288432564 |
| Packaging single length / height (cm) | 42.97 |
| Packaging single width (cm) | 42.97 |
| Packaging single depth (cm) | 10.97 |
| DUN14 (outer) | 15410288432561 |
| Units per outer package | 6 |
| Packaging outer length / height (cm) | 67.2 |
| Packaging outer width (cm) | 40.6 |
| Packaging outer depth (cm) | 42.2 |

Safety data

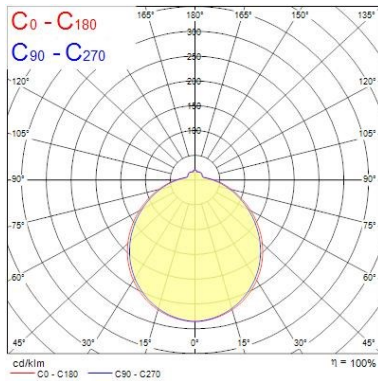
| | |
|----------------------------------|--------|
| Optimal operating condition (°C) | -20-40 |
| Safety message | None |

PHOTOMETRY



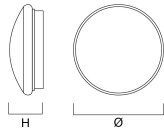
| Distance [m] | Cone diameter [m] | Illuminance [lx] |
|--------------|-------------------|---|
| 0.5 | 1.48 1.66 | E(0°) 1549 E(C90) 55.9° 183 E(C0) 57.8° 142 |
| 1.0 | 2.95 3.15 | E(0°) 482 E(C90) 55.9° 47 E(C0) 57.8° 36 |
| 1.5 | 4.43 4.73 | E(0°) 205 E(C90) 55.9° 18 E(C0) 57.8° 14 |
| 2.0 | 5.91 6.30 | E(0°) 116 E(C90) 55.9° 10 E(C0) 57.8° 9 |
| 2.5 | 7.39 7.88 | E(0°) 72 E(C90) 55.9° 7 E(C0) 57.8° 6 |
| 3.0 | 8.86 9.45 | E(0°) 51 E(C90) 55.9° 5 E(C0) 57.8° 4 |

Distance [m] Cone diameter [m] Illuminance [lx]
 C0 - C180 (Half beam angle: 115.2°)
 C90 - C270 (Half beam angle: 111.8°)




SylCircle
SYLCIRCLE SENSOR 24W 3000K
0043256

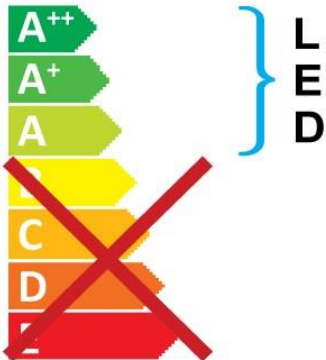
TECHNICAL DRAWINGS




| Version | Ø | H |
|---------|-----|-----|
| 6W | 180 | 75 |
| 12W | 250 | 80 |
| 17/18W | 330 | 96 |
| 24W | 360 | 100 |

SYLVANIA 0043256

 This luminaire contains built in LED lamps.




The lamps cannot be changed in the luminaire.

874/2012 



SylCircle

SYLCIRCLE SENSOR 24W 3000K

0043256

 This luminaire contains built in LED lamps.

The lamps cannot be changed in the luminaire.

SYLVANIA 0043256  LED 

874/2012