


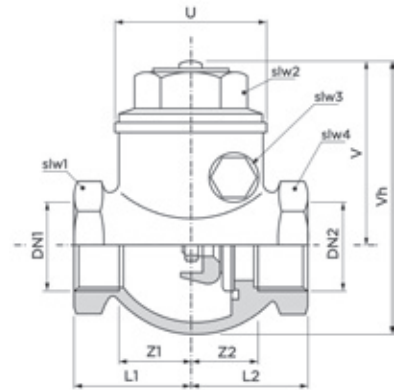
1060A Swing check valve (2 x female thread)



specification

- BS5154 PN25 series B
- horizontal or vertical fixing (upward flow only)
- metal seat and swing type metal disc
- bronze (GM) body
- body arrow indicates direction of flow
- ISO7-1 taper thread formally BS EN 10226
- ISO 288G parallel thread formally BS 2779

DN	Connection	ISO7-1 Rc (taper) Code	ISO 228 (PT) Code	ANSI NPT (AT) (taper) Code	Weight (kg)
DN15	1/2"	122007	122047	122027	0.38
DN20	3/4"	122008	122048	122028	0.58
DN25	1"	122009	122049	122029	0.86
DN32	1 1/4"	122010	122050	122030	1.26
DN40	1 1/2"	122011	122051	122031	1.66
DN50	2"	122012	122052	122032	2.66
DN65	2 1/2"	122013	122053	122033	3.52
DN80	3"	122014	122054	122034	4.48
DN100	4"	122015	122055		8.38



Dimensions (mm)

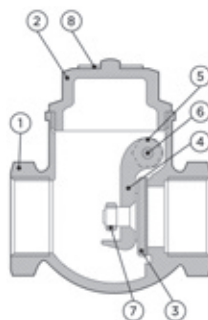
	Do1/Do2	DN1/DN2	L1/L2	slw1	slw2	slw3	slw4	U	V	Vh	Z1/Z2
DN15	30.0	DN15	31.0	30.0	22.0	8.0	30.0	32.0	45.0	65.0	22.0
DN20	36.0	DN20	38.0	36.0	27.0	8.0	36.0	38.0	55.0	78.0	27.0
DN25	43.0	DN25	42.0	37.0	31.0	8.0	37.0	45.0	50.0	86.0	30.0
DN32	52.0	DN32	47.0	45.0	38.0	8.0	45.0	54.0	65.0	96.0	34.0
DN40	62.0	DN40	47.0	54.0	46.0	8.0	54.0	64.0	65.0	111.0	33.0
DN50	75.0	DN50	63.0	65.0	55.0	8.0	65.0	77.0	90.0	133.0	44.0
DN65	95.0	DN65	74.0	82.0	70.0	8.0	82.0	97.0	111.0	162.0	53.0
DN80	114.0	DN80	88.0	99.0	84.0	8.0	99.0	116.0	125.0	187.0	62.0
DN100	140.0	DN100	111.0	121.0	103.0	8.0	121.0	142.0	130.0	205.0	79.0

Material specification

Nr	Component	Material
1	Body	Bronze (GM)
2	Body cap	Forged brass (1/2" to 2") Gunmetal (2 1/4" to 4")
3	Disc	Bronze (GM)
4	Swinger	Brass bar (1/2" to 1") Gunmetal (1 1/4" to 4")
5	Swinger pin	Brass bar
6	Swinger pin cap	Brass bar (2 1/2" to 4")
7	Nut	Brass bar
8	Rating disc	Tinned iron sheet

Maximum pressure conditions

Size	Max Pressure (bar)		Min/Max Temperature (°C)		Test Pressure Shell (bar) / Seat (bar)		Max Pressure (psi)		Min/Max Temperature (°F)		Test Pressure Shell (psi) / Seat (psi)	
	1/2" to 2"	25.0		-10°C	+186°C	37.5	27.5	362.6		14°F	+366.8°F	543.9
2 1/2" to 4"	16.0		-10°C	+120°C	24.0	17.5	232.1		14°F	+366.8°F	348.1	253.8



Pressure equipment directive category

All sizes classified SEP

Pressure & temperature ratings

