

origin

DOORS AND WINDOWS

The Origin Window



Window Colour: 7015M





## Introducing the Origin Window...

**The Origin Home is a collection of the finest quality products, manufactured in Great Britain by Origin.**

An integral part of this is the Origin Window – a range of stunningly designed and exceptionally finished aluminium windows.

Modernising the design of traditional 19th Century timber windows, Origin have created a highly durable and blissfully functional solution which is perfect for the 21st Century.

With unrivalled good looks, security and thermal performance, the Origin Window also offers the added benefit of being manufactured from a premium grade aluminium for long-term reliability.

The Origin Window has been designed to keep a home warm when it's chilly and cool when it's hot.



## Thermal efficiency...

Featuring an advanced triple weather seal that achieved unrivalled weather testing results, the Origin Window ensures that the elements are kept outside and that energy bills stay low.

The Origin Window is fitted as standard with a bespoke thermal break that drastically reduces air flow through the system. The net result is a phenomenally thermally efficient window.

A large, detailed image of an astronaut in a white spacesuit floating in space. The astronaut is wearing a helmet with a dark visor and has various equipment attached to their suit. In the background, a space shuttle is visible, and the deep blue and black of space with stars is the backdrop.

Upgrade to the  
revolutionary  
Aerogel...

# Aerogel – thermal performance that's out of this world...

Introducing Aerogel – it's not only used to insulate space shuttles and spacesuits, but now, also your home thanks to Origin, enabling a phenomenal thermal efficiency to be achieved.

As the world's best insulator, Aerogel has the lowest thermal conductivity of any known solid material. Composed of up to 99.89% air by volume, the super-insulating silica Aerogel can be used in the thermal break of the Origin Window to considerably limit the heat transfer from one environment to another, allowing an astonishing 0.9 U-Value to be achieved.

This revolutionary hydrophobic insulator is not affected by moisture or age, and provides major energy savings for the life of a home. A single 10mm thickness of this space age technology increases the insulation factor by up to 67%. When using Aerogel and the Origin Window together, the pair combine to deliver an incredible A++ Energy Rating.

If Aerogel has been designed to keep astronauts warm, just think what it could do for your home.



Aerogel allows the Origin Window to achieve an astonishing certified U-Value of 0.9 and Energy Rating of A++.

# Internal and external flush casement: stunningly designed, brilliantly executed...



Remarkable design and expert manufacturing techniques are built into Origin's DNA.

Smart and clean in appearance, the sash sits neatly inside the window frame, creating an industry-first internal and external flush casement.

With no overlapping frames, often synonymous with windows, the flush casement comes together to create a truly timeless finish. All that remains is a sleek shadow line where the sash meets the frame.

The clean finish of the Origin Window therefore provides unbeatable versatility that lends itself perfectly to any property type, from traditional townhouses, new builds and apartments through to projects under strict planning regulations in conservation areas.

Aluminium's innate strength allows for incomparably slim sightlines without compromising on security. With the edge of the frame as little as 50mm from the glass, it means less window and more light can be achieved.

It's elegant, simple and completely unique.







INTERNAL  
FLUSH  
CASEMENT

Window Colour: 7015M





# Colour you happy...

The Origin Window can be manufactured in over 150 different RAL shades. From the subtle to the slightly outrageous, you can guarantee there will be a colour to suit every Origin Home. From there, each of these colours can then be specified to have a gloss, matt or satin finish, ensuring you of the highest level of personalisation.

Origin also offer a dual colour option, so while the exterior frames can match the existing building style, the interior colour can match or contrast your internal decor.

In order to give it a flawless finish, the highest grade power coating is applied to our aluminium. Durable yet smooth to the touch, it also offers the benefit of being highly resilient to the elements.





### **Your windows when you want them...**

As with everything Origin, the lead time in which you can receive your windows in is pretty exceptional.

When windows are ordered in one of our popular colours, you specify when you want them delivered. Whether that's for a day, a week or a month, Origin will deliver.

The popular colour range consists of 11 of our favourite shades. Ranging from Hipca White through to Jet Black, it covers all of the popular metallic tones in between.

Also available on this incredible delivery promise are the authentically styled woodgrain effects.

Our most popular finishes are available on Origin's 24-hour lead time.

*View page 11 for our popular colour range.*



Window Colour: Golden Oak



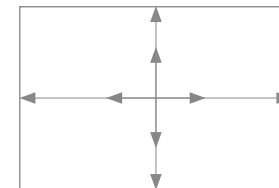
# Bespoke to you...

## your window, your way.

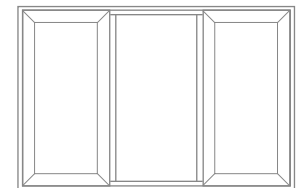
With Origin, the only limit is your imagination.

Every window we manufacture is completely bespoke, precisely tailored to your exact size, configuration, colour, hardware colour and whether you want your windows opening left, right, at the top or not at all.

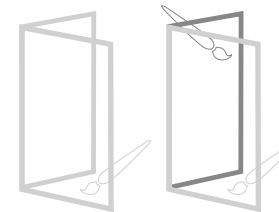
From the smallest of spaces through to grand mass coverings, we've done it all.



Overall size



Window type and configuration



One or dual colour



Handle colour



# Popular colours...



## Dual Colour:

9910G (Hipca White) in, 7016M (Anthracite Grey) out

Colours shown here may not be 100% representative.  
Visit your local showroom or contact Origin directly for physical samples.

# Even the gasket colour is your choice...



Window Colour		Recommended Gasket Colour
A.	7015M and 9007M	Slate Grey
B.	7016M	Anthracite Grey
C.	9005M and 7021M	Black
D.	9910G	White
E.	Natural Oak and Golden Oak	Light Oak
F.	Walnut	Bronze
G.	Mahogany	Chestnut Brown

## Handle options...

Rest assured – the handles of the Origin Window have been given the same attention to detail as every other component, and are the perfect finishing touch to the elegantly designed window, mirroring its sophistication, functionality and security.

Whether in a premium brushed metallic or one of Origin's industry-unique colour-coordinated options, homeowners can be sure of a contemporary handle which offers the same faultless performance as from the window itself.

Window Colour: 7015M

### Popular colour range



9005M - Jet Black



7021M - Black Grey



7015M - Slate Grey



7016M - Anthracite Grey



9007M - Dark Silver



9910G - Hipca White

### Metallic range



Chrome



Gold



Satin



Brushed Aluminium





# Built to last...

We recognise that every home is unique, and that's why each window is skilfully designed, specifically tailored and hand crafted by us.

By combining a premium grade aluminium with precision engineering and exceptional craftsmanship, Origin have a proven track record in delivering high quality, functional and stylish products that are built to last.

Manufactured and assembled in Origin's Buckinghamshire based factory, the Origin Window faces rigorous quality testing at each stage of the manufacturing process to ensure that every window leaves at a consistently high standard.

We have complete control of each product – from sourcing through to manufacturing and delivery – and use high quality components, specifically designed by Origin.

Our unflinching stance on quality control in all operations enables us to offer up to an incredible 20-year guarantee for absolute peace of mind.\*



Window Colour: 7016M

*\*Guarantee based on location of where the windows will be installed.*



# Safety first...

As well as looking stunning, the Origin Window is highly functional in satisfying Building Regulations for emergency exits, restricted openings and marine based dwellings.

Side and top hung windows can be designed to serve as an emergency exit window by meeting the minimum width and height required to comply with British Building Regulations.

They can also be specified with discreetly designed trickle vents that sit inside the sash for additional ventilation in required rooms.

Both top and side hung windows can be designed to serve as emergency exits.

## Why aluminium?

Frame strength is a very important factor to consider when looking to invest in a window system.

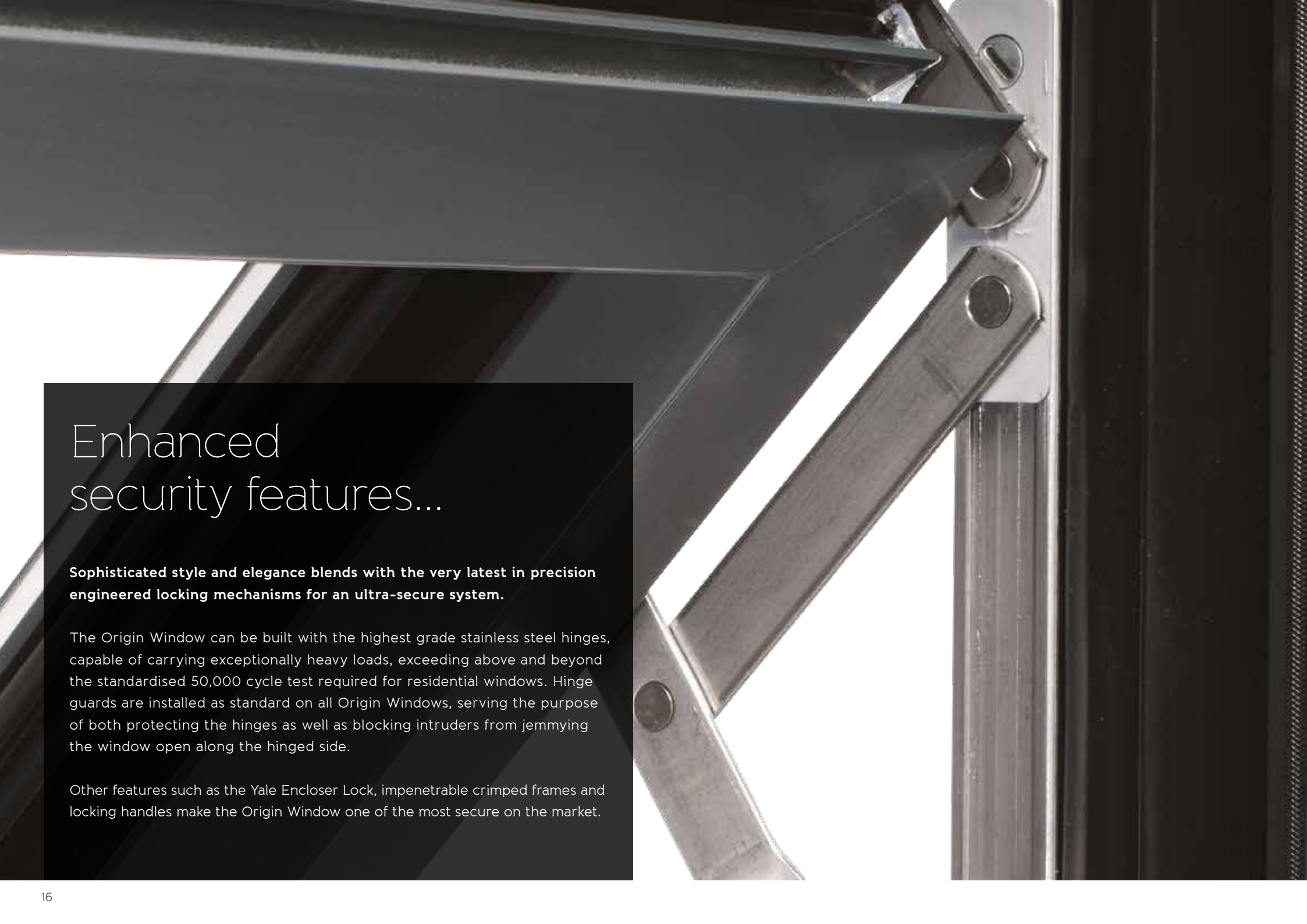
Aluminium is Origin's material of choice because of its strength and durability - achieving these properties while weighing 67% less than steel. This means that the frames won't flex, warp or corrode in variable weather conditions.

Our aluminium requires minimal maintenance\* and combines seamlessly with the bespoke thermal break to provide unrivalled energy efficiency.

All of these attributes make it the perfect material for creating visually exquisite, easy to operate and highly secure windows.

*\*More routine maintenance will be required in certain areas. See our terms and conditions for details.*

Window Colour: 7021M

A detailed close-up photograph of a window hinge mechanism. The image shows the complex metal components, including the hinge arm and the frame, which are made of a dark, possibly stainless steel, material. The lighting highlights the metallic texture and the precision of the engineering. The hinge is shown in a partially open position, revealing the internal components and the way the window frame is supported.

## Enhanced security features...

**Sophisticated style and elegance blends with the very latest in precision engineered locking mechanisms for an ultra-secure system.**

The Origin Window can be built with the highest grade stainless steel hinges, capable of carrying exceptionally heavy loads, exceeding above and beyond the standardised 50,000 cycle test required for residential windows. Hinge guards are installed as standard on all Origin Windows, serving the purpose of both protecting the hinges as well as blocking intruders from jemmying the window open along the hinged side.

Other features such as the Yale Encloser Lock, impenetrable crimped frames and locking handles make the Origin Window one of the most secure on the market.

# The Encloser...



Attention to design is matched by high levels of security, as every window is installed with Yale's highly renowned and dependable Encloser Lock.

Featuring innovative bi-directional locking technology, the Origin Window is able to offer supreme security, long-term reliability and a flawless performance.

The Yale Encloser works by engaging cylindrical cams into a zinc alloy keep, which when locked, compressed and engaged, will not only provide an extremely dependable system, but will also provide optimal weather proofing, ensuring that your home is safe from intruders and elements alike.

Each individual cam is adjustable and finely tuned in-house so that the compression against the keep is tight, all while ensuring that the operation of the window itself is smooth.

The Encloser Lock has been tested to PAS 24: 2012 within the Origin Window and significantly exceeds the latest security standards for optimum peace of mind.



Window Colour: 9007M



# Window types...



Window Colour: 7016M

## Casement window

Casement windows are available with top or side openers and dummy sashes (meaning that the sash doesn't open, but it matches the style and sightlines of those that do).

The flexibility of our manufacturing techniques and bespoke nature of Origin products means that windows can be made in different shapes, sizes and proportions, to ensure they work for your spatial and practical requirements. For larger apertures, windows can be coupled together to allow for more light without compromising on strength and security.



Window Colour: 7015M



Window Colour: 9005M





Window Colour: 9007M

## Bay window

The bay window – proud and projecting by nature – is contrasted beautifully with the timeless design of the flush casement windows.

Because all elements of the Origin Window are bespoke, it means the options are vast when specifying a bay. Indicate the quantity of windows, their size, the ones you want to open, the angles between them and the colour scheme, and allow us to create a truly beautiful window that will add an enormous amount of character to your home.



Window Colour: Mahogany



## French window

Beautiful to look through and easy to use, we are thrilled to now offer the Origin French Window.

Featuring the effortlessly elegant and entirely unique internal and external flush casement, the Origin French Window contains a moving mullion – so when you open both the left and right windows, there's no profile left in the way – just a completely unobstructed view of the outside world, making it a great choice for windows that need to meet egress requirements (emergency exits).



Window Colour: 9910M



Window Colour: 7016M




Window Colour: 9007M

## Gable window

The gable window can bring the ultimate striking look to a home. Beautifully designed in symmetry and sightlines, an Origin Gable turns a home into a masterpiece.

It can be installed into even the shallowest of roof pitches, and the mullion sightlines can be aligned with door leaves below for a truly breath-taking architectural solution.



Window Colour: 7021M

## Fixed frame

Fixed frames are a simple, clean solution for windows that are not required to open or ventilate. Picturesque over a large aperture, they are a stylish way to get large amounts of light into a property.

As this window type doesn't include an opening element, it means that sightlines can be even slimmer, without conceding on any structural rigidity and security.



Window Colour: 9007M



Window Colour: 7016M






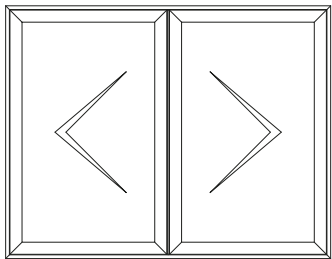
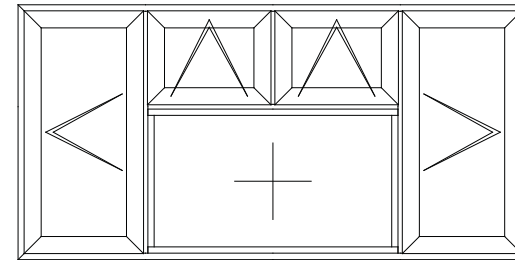
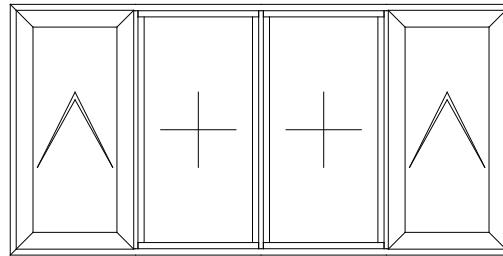
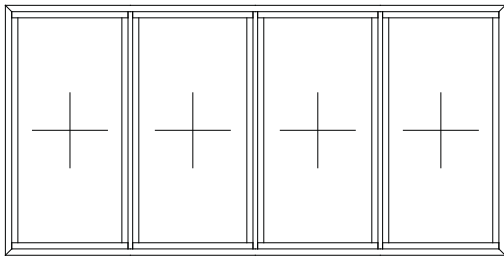
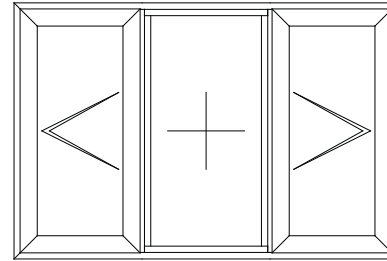
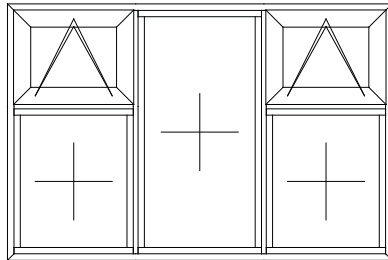
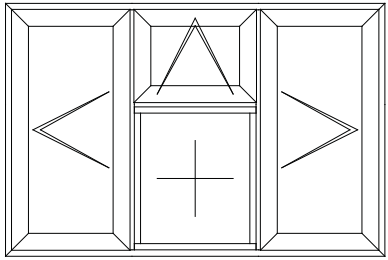
## Configurations...

Your windows can comprise of any number of squares and can be made up of any type of opener, dummy sash or fixed frame. To make the decision slightly easier and for a bit of guidance, we've displayed some of the most popular configurations we manufacture.

### Georgian Bars

For the ultimate level of personalisation, the Origin Window is able to be specified with Georgian bars. The bars are placed on the glass after installation, which will instantly give your home a more traditional look and feel with their beautifully simplistic design.





Key:  Fixed Frame or Dummy Sash  Top Hung  Left Hung  Right Hung

*Viewed from the outside*

Rest assured...  
with Origin, all  
of our products  
are exclusively:

designed,  
engineered,  
manufactured,  
delivered,  
guaranteed  
& supported

**...in the UK, by us.**

Window Colour: 7016M



# Practical information...

## Planning Permission

Replacing the windows in your home doesn't usually require planning permission. However, there are exceptions to this rule. For example, if you live in a conservation area, are in a listed building or are drastically changing the window style, then planning permission may be required.

If new windows are part of an extension, then the extension plans should be discussed with your council from the early stages.

Contact your local council for information to see whether planning permission is required. In all circumstances, your chosen Origin partner should be able to guide you through the process.

## Glass and Glazing

The Origin Window is able to accommodate double (28mm) and triple glazed (44mm) units.

Whether you choose annealed, toughened, tinted, patterned or any other type of glass, as long as it fits within these glazing standards, they will fit in the Origin Window frame.

## The Manufacturer

In the fenestration industry, the brand of the product is rarely the company that manufactures it. Quality can vary considerably between one manufacturer and another, and there is no guarantee that the windows produced are to the parent company's specification and quality standards.

Unlike the rest, Origin keep full control of the product from start to finish.

# The Next Step...

Once you're set on turning your house into an Origin Home through the installation of award-winning doors and windows, contact Origin via the details on the reverse.

From here, our expert customer service team will be able to answer any additional questions you may have, or will be able to direct you to your local accredited Origin partner.

Our nationwide network of partners are carefully selected and extensively trained to ensure you receive the greatest quality product backed with a reliable and helpful service.

Visit your local showroom to view the Origin Home range. Your accredited Origin partner will be the one undertaking your installation, so they will be best placed to discuss your building project and costs with.





Origin is the UK's leading manufacturer of aluminium architectural solutions.

Now award-winning and operating internationally, Origin began in 2001 as a family company dedicated to the design, creation and manufacture of the UK's best quality doors, backed by uncompromising levels of service.

Cousins, Neil Ginger and Victoria Brocklesby, have since worked relentlessly to perfect the design and functionality of bi-folding doors, and to create and maintain the highly respected reputation for quality and service that they have today, while expanding the range to include Residential Doors and Windows.

As the business has continued to grow and diversify, the foundations of family ethos, pride and ownership in all stages of production firmly remain.

Origin Global HQ, Stuart House,  
Castle Estate, Coronation Road,  
Cressex Business Park, High Wycombe,  
Buckinghamshire, HP12 3TA

t 0808 168 5816  
e [enquiry@origin-global.com](mailto:enquiry@origin-global.com)  
w [www.origin-global.com](http://www.origin-global.com)

Origin Northern Centre of Excellence,  
Taurus Park, Europa Boulevard,  
Westbrook, Warrington,  
Cheshire, WA5 7ZT

t 01925 907 907  
e [enquiry@origin-global.com](mailto:enquiry@origin-global.com)  
w [www.origin-global.com](http://www.origin-global.com)

Origin USA Inc.  
700 Commerce Drive,  
Venice, Florida,  
34292

t +1-941-484-4861  
e [info@originbifolds.com](mailto:info@originbifolds.com)  
w [www.originbifolds.com](http://www.originbifolds.com)

Origin Middle East and Africa,  
Oryx Door Systems LLC,  
6th Street, Al Quoz 3, Dubai,  
PO Box 26659

t +971-4-341-9447  
e [info@originuae.com](mailto:info@originuae.com)  
w [www.originuae.com](http://www.originuae.com)

origin  
DOORS AND WINDOWS



OFDL\_18.6.3

Information correct at the time of printing.