






















CONTRACT LOCKS

   	<div data-bbox="1043 324 1184 369">RCB8260</div> <div data-bbox="1043 414 1380 481">CONTRACT RIM CYLINDER ROLLERBOLT</div> <div data-bbox="1043 504 1412 537"> Dimensions (mm): 60 </div> <div data-bbox="1043 560 1412 638"> Variations: RCB8260L Lockcase Only </div> <div data-bbox="1043 716 1388 772">  EB  PC  SC </div>
---	--



   	<div data-bbox="1043 891 1184 936">RCN8240</div> <div data-bbox="1043 981 1380 1048">CONTRACT RIM CYLINDER NIGHTLATCH</div> <div data-bbox="1043 1070 1412 1104"> Dimensions (mm): 40 </div> <div data-bbox="1043 1126 1412 1205"> Variations: RCN8240L Lockcase Only </div> <div data-bbox="1043 1283 1388 1339">  EB  PC  SC </div>
---	---



   	<div data-bbox="1043 1456 1184 1500">RCN8260</div> <div data-bbox="1043 1545 1380 1612">CONTRACT RIM CYLINDER NIGHTLATCH</div> <div data-bbox="1043 1635 1412 1668"> Dimensions (mm): 60 </div> <div data-bbox="1043 1691 1412 1769"> Variations: RCN8260L Lockcase Only </div> <div data-bbox="1043 1848 1388 1904">  EB  PC  SC </div>
---	--

