







SEROZZETTA



				
---	---	---	---	--


ZIN3129






CUMULUS
Lever on Round Rose
Concealed Fix 2 Part Screw-on-Rose

Dimensions (mm):

Rose:	51 Dia.
Rose Thickness:	10
Projection:	60
Lever Length:	129

PCSC
 SC



				
---	---	---	---	--


ZIN3130






VERDUN
Lever on Round Rose
Concealed Fix 2 Part Screw-on-Rose

Dimensions (mm):

Rose:	51 Dia.
Rose Thickness:	10
Projection:	65
Lever Length:	122

PC
 SC



				
---	---	---	---	--

ZIN3131

SHARK
Lever on Round Rose
Concealed Fix 2 Part Screw-on-Rose

Dimensions (mm):

Rose:	51 Dia.
Rose Thickness:	10
Projection:	66
Lever Length:	121

PC
 SC

Serozzetta levers are supplied with bolt through fixings and should be used in conjunction with BTL's on P437 and Eurospec locks. For matching escutcheons ZEE/ZEP/ZEU3005 see P25. For matching bathroom turn ZET3005 see P25.

SEROZZETTA
CARLISLE BRASS