







## SEROZZETTA




				
---	---	---	---	--


### SZM014






**VALIANT**  
Lever on Round Rose  
Concealed Fix 2 Part Screw-on-Rose

**Dimensions (mm):**

Rose:	51 Dia.
Rose Thickness:	10
Projection:	60
Lever Length:	128
Bar:	18 Dia.

 **CPSN**




				
---	---	---	---	--


### SZM025






**BREEZE**  
Lever on Round Rose  
Concealed Fix 2 Part Screw-on-Rose

**Dimensions (mm):**

Rose:	51 Dia.
Rose Thickness:	10
Projection:	74
Lever Length:	126

 **CP**





				
---	---	---	---	--

### SZM026

**VOGUE**  
Lever on Round Rose  
Concealed Fix 2 Part Screw-on-Rose

**Dimensions (mm):**

Rose:	51 Dia.
Rose Thickness:	10
Projection:	66
Lever Length:	135

 **CP**  **CPSN**

Serozzetta levers are supplied with bolt through fixings and should be used in conjunction with BTL's on P437 and Eurospec locks. For matching escutcheons SZM001-3 see P16. For matching bathroom turn SZM004 see P16.

**SEROZZETTA**  
CARLISLE BRASS